



Subject: Year 2 MAST Through-Year Pilot: Important Updates and Next Steps
2.2.24 Weekly MAST Newsletter

Critical Information for MAST Testing Window 3: District Options to Address Testing Time

There has been an important update regarding the timing of certain testlets based on feedback received from live listening sessions and post-testing window surveys.

After a thorough high-level data review and analysis, specific testlets that are exceeding the expected time durations have been identified. The affected testlets and their corresponding grade levels are outlined below:

Grade 3:

- Real-World Problems and Patterns
- Place Value and Operations in Base Ten

Grade 4:

- Addition and Subtraction Algorithms

Grade 5:

- Multiply and Divide Whole Numbers
- Add and Subtract Fractions

Grade 6:

- Concepts of Ratios and Unit Rates
- Computational Fluency
- Solve Problems with Area and Volume

Grade 7:

- Ratios and Proportional Relationships
- Solve Problems with Ratio and Proportion

Grade 8:

- Linear Equations in One Variable

As a result, you have the following three options for **Testing Window 3 only**:

1. Proceed with scheduled testlets as planned in the District Testing Blueprint.
2. Allocate a capped time of 25 minutes for any of the testlets identified above. Test Administrators can pause a student's incomplete testlet upon reaching the capped time.
3. Opt to not administer the testlets identified above for Testing Window 3.



Your district's decision will not impact your reconciled completion rate and participation in MAST. Upon the end of Testing Window 3, student testlets will still generate a student score report on the completed test items.

For those districts with these identified testlets scheduled in windows 4 & 5, we are actively working on a solution to reduce the overall testing time for these affected testlets. We will share information as soon as it becomes available.

Your feedback regarding timing of testlets, gathered throughout extended field testing, is highly valued. It plays a crucial role in shaping ongoing iterations to the MAST. We genuinely appreciate your understanding and cooperation in this matter. Through this collaborative effort, we can enhance and refine the assessment to better meet the needs of all involved and address these timing concerns. Thank you for your continued partnership in the improvement process.

How to Monitor Testlet Completion for Affected Testlets

In light of the recent update regarding certain testlets exceeding expected time durations, guidance is provided below on how to effectively monitor testlet completion for these affected assessments.

If your district chooses to take the testlets as scheduled, testlet completion monitoring can be done in the DASHBOARD tab. If your district decides to allocate a capped time for each testlet, the recommended approach is to monitor testlet completion individually by testlet rather than relying solely on the Dashboard completion percentages. Here are the steps to follow:

1. Navigate to the INTERIM tab:

- Click on My Tests.

2. Compare "Students Attempted" to "Students Assigned":

- For each affected testlet, compare the number of "Students Attempted" to the total number of "Students Assigned."

3. Identify Students Needing Completion:

- To identify individual students who may still need to complete the testlet, highlight the testlet name.
- Select "Monitor" under the table to access a detailed view of students who have testlets that are in "Unused" Status.

The screenshot shows the MAST dashboard interface. At the top, there is a navigation bar with tabs: SETTINGS, MANAGE TESTS, INTERIM, REPORTS, DASHBOARD, and HELP. Below this, there is a 'Manage Tests' section with a 'MY TESTS' tab highlighted by a red circle with the number 1. Under 'Manage Tests: Select Criteria', there are dropdown menus for TYPE (set to 'Predictive'), DISTRICT, SCHOOL, SUBJECT (set to 'Mathematics'), and GRADE (set to 'Grade 4'). A 'Search' button is located below the filters. The main content is a table with the following columns: Test Name, Subject, Allow Responses, Students Assigned, Students Attempted, Students Completed, Assign Type, Date Created, Created By, and Building. The table contains four rows of testlets. Red arrows point from a red circle with the number 2 to the 'Students Assigned' and 'Students Attempted' columns. At the bottom of the table, there is a 'Monitor' button highlighted by a red circle with the number 3. The page footer shows 'Page 1' and '10 per page'.

Test Name	Subject	Allow Responses	Students Assigned	Students Attempted	Students Completed	Assign Type	Date Created	Created By	Building
Math, Grade 4, Extend Concepts of Multiplication	Mathematics	Yes	53	52	52	Auto	Nov 16, 2023		
Math, Grade 4, Solve Measurement Problems	Mathematics	Yes	53	51	51	Auto	Nov 16, 2023		
Math, Grade 4, Addition and Subtraction Algorithms	Mathematics	Yes	53	51	51	Auto	Oct 20, 2023		
Math, Grade 4, Place Value in the Base Ten System	Mathematics	Yes	53	51	51	Auto	Oct 20, 2023		

This approach allows you to closely monitor completion progress at the student level and ensures accurate tracking of testlet assignments. We apologize for any inconvenience this may cause and appreciate your understanding.

Montana MAST Through-Year Assessment Summit

We are excited to extend an invitation to the first Montana MAST Through-Year Assessment Summit, scheduled for **February 27, 2024, from 9:00 AM to 3:30 PM**.

This virtual event is specifically designed for Montana school personnel involved in grades 3-8 assessments as part of the preparations for MAST statewide implementation in the 2024-2025 school year.

Event Highlights:

- Engaging discussions with keynote speakers from Education First, the Center for Assessment, and New Meridian.
- Topics ranging from the foundations of through-year assessments to Montana's MAST implementation.
- Participation-based sessions, role-alike discussions, and a panel on family engagement.
- Insights into educator engagement, score report development, accommodations, and instructional utility.

We believe this summit will provide valuable insights and enhance your understanding of through-year assessments. Please mark your calendar, and we look forward to your presence at this informative and collaborative summit. Navigate to the [MAST KickOff Virtual Event](#) page to find registration information, agendas, presenter bios, and more!

Student Survey in Window 3

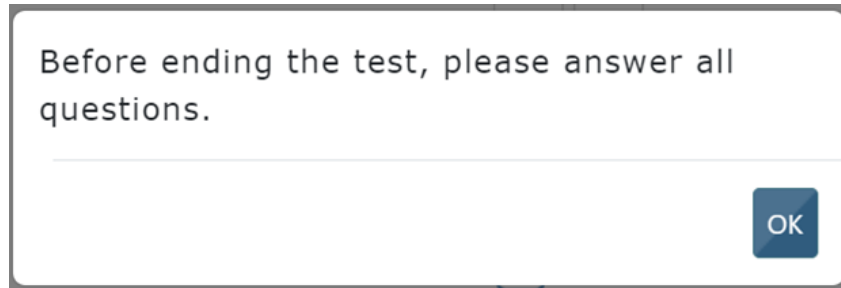
To develop an enhanced assessment system that caters to the needs of students, teachers, and administrators, while allowing for test administration flexibility, we will be implementing user feedback opportunities. One such opportunity is a student survey. As part of the pilot program, we would like to gather feedback directly from participating students by administering one brief survey consisting of six questions during the third and fifth testing windows. The survey questions will focus on the student's testing experience.

Improvements and Enhancements for Testing Window 3

Based on feedback from the field and on-site visits, the OPI, in partnership with our testing vendors, are implementing improvements for the third testing window. The updates to Testlet Educator Portal and Student Portal for Testing Window 3 (Jan. 29 – Feb. 16, 2024) are [linked](#) and are outlined below:

Student Portal Updates

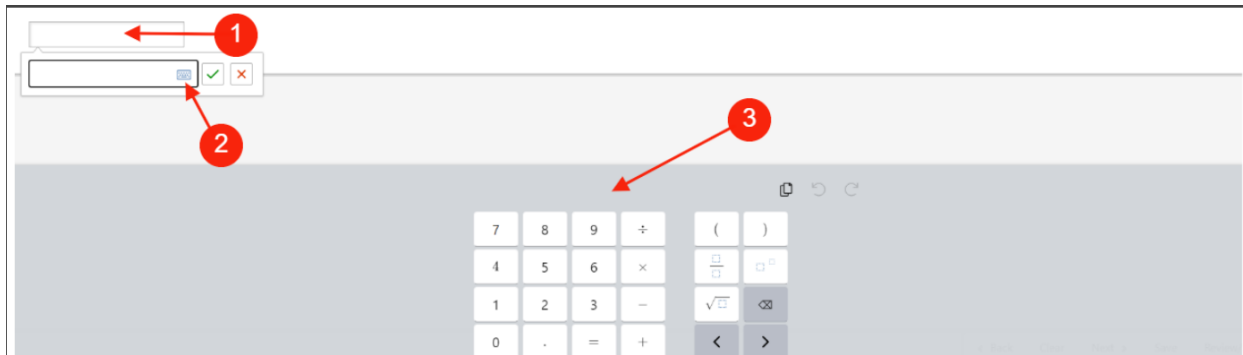
- **Student Requirement to Finish All Questions Before Submitting.** Students will now receive a pop-up when they navigate to the end and review screen in Kite Student Portal when all the questions have not been answered. The "END" button, used to submit the test, will also be faded green and not selectable until all questions are answered.



- **More easily accessible *SUBMIT* button in the Student Portal.**
- **Masking** There are two types of masking that are available: Custom Masking and Answer Masking. Custom masking is available to all students within the toolbox in Kite Student Portal. This places a black box at the top left of the item and allows students to reshape and move the mask to cover the screen as they desire. The student can remove the mask when no longer needed. Answer masking is selected in the student's PNP settings in Kite Educator Portal. This automatically places a black box on top of all multiple-choice responses. The students can click the box to reveal the answer option. An example of answer masking is shown below.



- **NEW! Equation Editor built-in keyboard in Student Portal.**
 1. Student click in the box to enter their answer & select the "" *summation* symbol.
 2. Student selects the keyboard image.
 3. Student selects the numbers or symbols needed to answer the question.



Educator Portal Updates

- **NEW! Set Daily Access Codes (DACs) for School.** In order to improve test security, DACs can be set to only be active when your school is in session. To set DAC times for your school, go to Settings > Organization, then select the Edit DAC Time tab. Select the school(s), then select Edit. Enter the time in the format HH:MM AM/PM.

Edit DAC Time ×

START TIME:*

END TIME:*

- NEW! Roster Check Box** When creating or editing a roster, a check box is now available to only show students who are NOT rostered to the selected subject. Check this box and scroll down the page to show the section "Not Currently Assigned to This Roster". Only students not on a roster of the selected subject will be displayed.

View/Edit Roster - Math Roster

ROSTER NAME: SUBJECT: COURSE:

SELECT EDUCATOR

Only show students who are NOT rostered to this subject

SELECT STUDENTS

State Student Identifier	Last Name ↑	First Name	Middle Name	Gender	Grade
Currently Assigned to This Roster					
123456789	Student	Test		Female	Grade

Page 1 of 1 | 10 per page | 1-1 of 1 items

Save

- Monitoring Multiple Testlets Simultaneously:** Enables test administrators to view all testlet activities they are monitoring without toggling between multiple testlets.
 - Navigate to INTERIM then My Tests.
 - Fill out the organization information in the dropdown menus.
 - Select the multiple testlets you will administer.
 - Select Monitor.

SETTINGS • MANAGE TESTS • INTERIM • REPORTS • DASHBOARD • HELP

Manage Tests: Select Criteria

TYPE: DISTRICT: SCHOOL: SUBJECT:

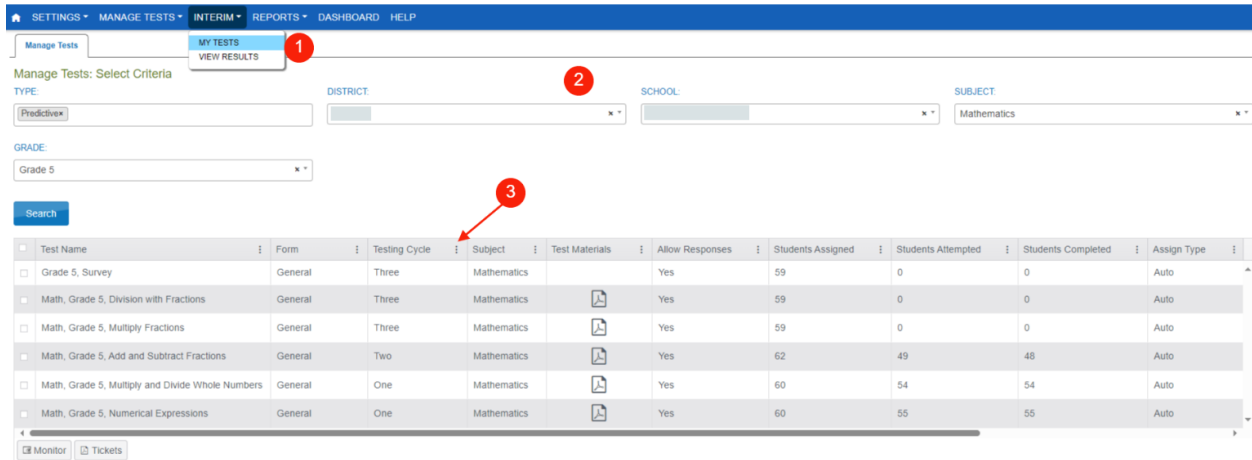
GRADE:

Search

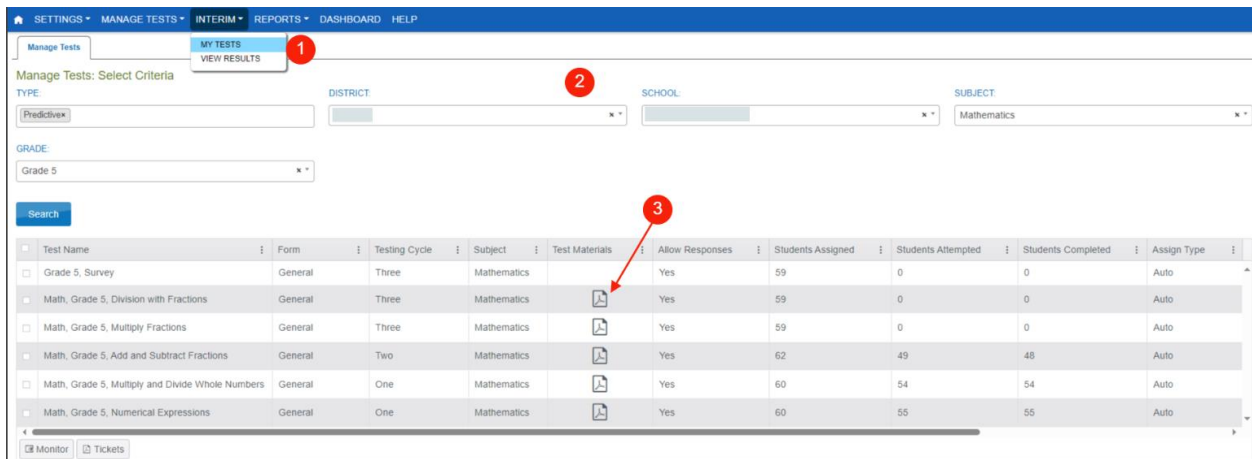
Test Name	Form	Testing Cycle	Subject	Test Materials	Allow Responses	Students Assigned	Students Attempted	Students Completed	Assign Type
Grade 5 Survey	General	Three	Mathematics		Yes	59	0	0	Auto
Math, Grade 5, Division with Fractions	General	Three	Mathematics		Yes	59	0	0	Auto
Math, Grade 5, Multiply Fractions	General	Three	Mathematics		Yes	59	0	0	Auto
Math, Grade 5, Add and Subtract Fractions	General	Two	Mathematics		Yes	62	49	48	Auto
Math, Grade 5, Multiply and Divide Whole Numbers	General	One	Mathematics		Yes	60	54	54	Auto
Math, Grade 5, Numerical Expressions	General	One	Mathematics		Yes	60	55	55	Auto

Monitor

- NEW! Column to filter testlets by Testing Window**
 - Navigate to INTERIM then My Tests.
 - Fill out the organization information in the dropdown menus.
 - Select the three dots in the column heading to filter as desired.



- NEW! Added location for Math Reference Sheets in the “ManageTests” window.**
 - Navigate to INTERIM then My Tests.
 - Fill out the organization information in the dropdown menus.
 - Click on the PDF icon to download and print Math Reference Sheets.



Updated Test Administration Manual

Based on field input and iterations made to the MAST, a comprehensive Test Administration Manual (TAM) review occurs after each testing window to address needed clarifications and any changes in MAST administration. The [updated Test Administration Manual](#) for Window 3 is now available. Changes include the following:

Date	Revised By	Change Description
1/16/2024	NMC and OPI	Test Design, p.9 and Test Completion 21: Added guidance that students must now answer all items before submitting their test.
1/16/2024	NMC and OPI	Paper Forms, pp.17-18: Updated instructions for submitting paper form requests to clarify steps between NMC and the STC contact.
1/16/2024	NMC and OPI	Additional Materials, p.20: Added a table for ELA testlets with audio assets that require headphones.
1/16/2024	NMC and OPI	Pausing and Resuming Tests, p.21: Clarified guidance for students pausing and resuming tests.
1/16/2024	NMC and OPI	Monitoring Student Testing Status, p.22: Updated guidance to include that multiple testlets can be monitored during a test session in the Kite Educator Portal Test Monitor screen.
1/16/2024	NMC and OPI	Student Surveys, p.23: Updated the student survey windows; surveys will be administered in windows 3 and 5.
1/16/2024	NMC and OPI	Student Scripts, pp.25-29: Scripts have been revised to consolidate test directions and clarify steps. The screenshot and corresponding directions for the Universal Tools in the Kite Educator Portal were updated. The Universal Tool Review is now optional.
1/16/2024	NMC and OPI	Testlet Calculator Availability, p.30: Tables for grades 3-5 were removed, as calculators are not available for any testlets in these grades.

Testing Windows and Testlet Information

ELA Assessment Components:

- Six (6) Standard Testlets
- One (1) Performance Task (*administered exclusively in the 4th testing window*)

Math Assessment Components:

- Twelve (12) Standard Testlets
- One (1) Math Anchor (*referred to as T13 Anchor Testlet*)

Testing Window 1: 10/23 - 11/10 (*both Math and ELA testlets delivered*)

Testing Window 2: 11/27 - 12/15 (*only Math testlets delivered*)

Testing Window 3: 1/29 - 2/16 (*both Math and ELA testlets delivered*)

Testing Window 4: 3/11 - 4/5 (*Math and only ELA Performance Task delivered*)

Testing Window 5: 4/15 - 5/10 (*both Math and ELA testlets delivered*)

Sincerely,

Tressa Graveley

OPI Assessment Specialist

Tressa.Graveley@mt.gov