


Montana Career Pathways,
Career and Technical Education (CTE) Enrollment, and
Career and Technical Student Organizations (CTSO)
on Reservation Schools



February 2023



169

Montana High Schools Participate in Career & Technical Education (CTE)



33

Montana High Schools on Reservations Participate in Career & Technical Education

10,754

2021-2022 Career & Technical Student Organization (CTSO) Members in all High Schools

1,480

2021-2022 Career & Technical Student Organization Members in Schools on Montana Reservations

303

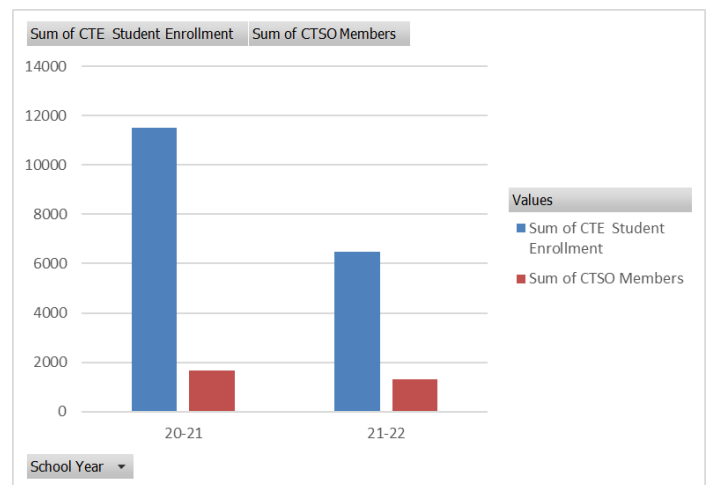
2021-2022 Career & Technical Student Organization Chapters in all High Schools

58

2021-2022 Career & Technical Student Organization Chapters in Schools on Montana Reservations

Career and Technical Student Organizations (CTSOs)


CTSOs are an *integral component* of the classroom curriculum and instruction, building upon *employability skills* through the engagement of students in hands-on demonstrations and real-life work experiences through a Career and Technical Education (CTE) program.



CTE and CTSO Comparison for Reservation Schools

CTSOs by Career Area

Agricultural Education



Business and Marketing Education



Family and Consumer Sciences Education



Health Science Education



Industrial Technology Education



Who to Contact

Agriculture Specialist Eric Tilleman Eric.Tilleman@mt.gov

FFA State Director Jim Rose
ffajrose@gmail.com

Business Specialist Eric Swenson ESwenson@mt.gov

BPA State Director Lisa Parker
lparkermtbpa@gmail.com

DECA State Director John Stiles
jstiles@mtdeca.org

Family & Consumer Specialist Gayla Randel Gayla.Randel@mt.gov

FCCLA State Director Tracy Eatherton
director@mtfcla.org

Health Science Specialist Jamie Corley Jamie.Corley@mt.gov

HOSA State Director Katie Meier
montanahosa@katiemeier.com

Industrial Technology Specialist Eric Tilleman Eric.Tilleman@mt.gov

SkillsUSA State Director
Roberta Tilleman
statedirector@skillsusamontana.org

TSA State Director Jesse Gray
jesse.gray@ronank12.edu

Montana Career Pathways

Foundational and Elective courses offered by a local district that provide sequence in skill building for each of the following Career Clusters

Agricultural Education

Agriculture, Food, and Natural Resources
Agricultural Mechanics and Construction

Business and Marketing Education

Arts, A/V Technology, and Communication
Business Management
Finance
Information Technology
Marketing

Family and Consumer Sciences Education

Design and Construction-FCS (Interior)
Education
Hospitality and Tourism
Human Services

Health Science Education

Health Professions

Industrial Technology Education

Advanced Manufacturing
Design and Construction-ITE (Building)
Science, Technology, Engineering, and Mathematics (STEM)
Transportation, Distribution, and Logistics
Welding and Fabrication

Reservation	Schools with CTE Programs	2021-2022 Approved Career Pathways
Blackfeet	Browning High School	1. Agriculture, Foods & Natural Resources 2. Arts, A/V & Communications 3. Design & Construction-ITE 4. Information Technology 5. Welding & Fabrication
	Cut Bank High School	1. Design & Construction- ITE 2. Welding & Fabrication
	Heart Butte K-12 Schools	No Pathways
	Valier High School	1. Agriculture, Foods & Natural Resources 2. Design & Construction-ITE 3. Transportation, Distribution & Logistics 4. Welding & Fabrication
Crow	Hardin High School	1. Agricultural Mechanics & Construction 2. Arts, A/V & Communication 3. Business Management 4. Design & Construction- FCS 5. Design & Construction-ITE 6. Finance 7. Information Technology 8. Marketing 9. Transportation, Distribution & Logistics
	Lodge Grass High School	1. Agriculture, Foods & Natural Resources 2. Agricultural Mechanics & Construction 3. Arts, A/V & Communication 4. Business Management 5. Finance
	Pryor High School	No Pathways
Flathead	Arlee High School	1. Business Management 2. Design & Construction-FCS 3. Finance 4. Hospitality & Tourism 5. Human Service 6. Information Technology
	Charlo High School	1. Design & Construction- IT 2. Information Technology 3. Welding & Fabrication
	Hot Springs High School	1. Agricultural Mechanics & Construction 2. Business Management 3. Hospitality & Tourism 4. Information Technology
	Plains High School	1. Business Management 2. Design & Construction-IT 3. Finance 4. Education 5. Hospitality & Tourism 5. Welding & Fabrication
	Polson High School	1. Arts, A/V & Communication 2. Business Management 3. Design & Construction- FCS 4. Design & Construction-ITE 5. Health Professions 6. Hospitality & Tourism 7. Marketing 8. STEM
	Ronan High School	1. Agriculture, Food & Natural Resources 2. Agricultural Mechanics & Construction 3. Business Management 4. Design & Construction-IT 5. Finance 6. Health Professions 7. Hospitality & Tourism
	St. Ignatius High School	1. Business Management 2. Design & Construction-IT 3. Education 4. Hospitality & Tourism 5. Marketing 6. STEM 7. Welding & Fabrication

Reservation	Schools with CTE Programs	2021-2022 Approved Career Pathways
Fort Belknap	Dodson K-12 Schools	1. Agriculture, Foods, & Natural Resources 2. Business Management
	Harlem High School	1. Agriculture, Food & Natural Resources 2. Agricultural Mechanics & Construction 3. Business Management 4. Design & Construction-IT 5. Hospitality & Tourism 6. STEM 7. Welding & Fabrication
	Hays-Lodge Pole K-12	1. Business Management
Fort Peck	Brockton Public Schools	1. Business Management 2. Design & Construction-IT 3. Finance 4. Welding & Fabrication
	Culbertson Public Schools	1. Agricultural Mechanics & Construction 2. Business Management 3. Finance
	Frazer Public Schools	1. Business Management
	Glasgow K-12 Schools	1. Advanced Manufacturing 2. Arts, A/V & Communication 3. Business Management 4. Design & Construction- FCS 5. Design & Construction-ITE 6. Finance 7. Hospitality & Tourism 8. Information Technology 9. STEM 10. Transportation, Distribution & Logistics 11. Welding & Fabrication
	Medicine Lake K-12 Schools	1. Agriculture, Foods, & Natural Resources 2. Agricultural Mechanics & Construction 3. Business Management 4. Finance 5. Marketing
	Nasua Public Schools	No Pathway
	Plentywood K-12 Schools	1. Agriculture, Food & Natural Resources 2. Business Management 4. Design & Construction-IT 5. Finance 6. Hospitality & Tourism 7. Information Technology 8. Transportation, Distribution & Logistics
	Poplar Public Schools	1. Agriculture, Food & Natural Resources 2. Business Management 4. Design & Construction-FCS 5. Finance 6. Hospitality & Tourism 7. Human Service 8. Information Technology
	Scobey K-12 Schools	1. Advanced Manufacturing 2. Business Management 3. Design & Construction-IT 4. Finance
	Wolf Point Public Schools	1. Agriculture, Food & Natural Resources 2. Agricultural Mechanics & Construction 3. Business Management 4. Design & Construction-IT
Reservation	Schools with CTE Programs	2021-2022 Approved Career Pathways

Little Shell		
Northern Cheyenne	Colstrip Public Schools	1. Agriculture, Food & Natural Resources 2. Agricultural Mechanics & Construction 3. Arts, A/V Technology & Communication 4. Business Management 5. Hospitality & Tourism 6. Human Services
	Lame Deer Public Schools	1. Design & Construction-IT
Rocky Boy's	Box Elder Public Schools	1. Business Management 2. Design & Construction-IT 3. Marketing 4. Transportation, Distribution & Logistics 5. Welding & Fabrication
	Havre Public Schools	1. Arts, A/V Technology & Communication 2. Business Management 3. Design & Construction- FCS 4. Design & Construction- IT 5. Finance 6. Transportation, Distribution & Logistics
	Rocky Boy Public Schools	1. Business Management 2. Finance

For more information on Montana Career Pathways please scan the QR Code:



Reservation	Schools with CTE Programs	9-12 Enrollment	CTE Enrollment	9-12 CTSO members	CTSO Chapters	Percentage of students in CTE programs	Percentage of CTE students in CTSOs
Blackfeet	Browning High School	658	604	25	FCCLA and FFA	92%	4%
	Cut Bank High School	258	260	30	*BPA, FCCLA, and HOSA	101%	12%
	Heart Butte K-12 Schools	95	45	0	None	47%	0%
	Valier High School	46	37	9	*SkillsUSA	80%	24%
Blackfeet Total		1,057	946	64		89%	7%
 							
Crow	Hardin High School	625	430	33	**BPA	69%	8%
	Lodge Grass High School	202	218	177	BPA and FFA	108%	81%
	Pryor High School	259	155	0	None	60%	0%
Crow Total		1,086	803	210		74%	26%
 							
Flathead	Arlee High School	158	129	36	BPA, FCCLA, and HOSA	82%	28%
	Charlo High School	87	94	18	BPA, HOSA, and SkillsUSA	108%	19%
	Hot Springs High School	58	75	47	FCCLA and FFA	129%	63%
	Plains High School	148	266	33	SkillsUSA	180%	12%
	Polson High School	554	587	11	DECA	106%	2%
	Ronan High School	427	437	264	BPA, FCCLA, FFA, HOSA, TSA, and SkillsUSA	102%	60%
	St. Ignatius High School	149	126	10	**SkillsUSA	85%	8%
Flathead Total		1,581	1,714	419		108%	24%

Reservation	Schools with CTE Programs	9-12 Enrollment	CTE Enrollment	9-12 CTSO members	CTSO Chapters	Percentage of students in CTE programs	Percentage of CTE students in CTSO's
Fort Belknap	Dodson K-12 Schools	38	48	16	FFA	126%	33%
	Harlem High School	191	393	109	FFA	206%	28%
	Hays-Lodge Pole K-12	98	56	0	None	57%	0%
Fort Belknap Total		327	497	125		152%	25%
Fort Peck	Brockton Public Schools	51	34	0	None	67%	0%
	Culbertson Public Schools	87	82	25	BPA and FFA	94%	30%
	Frazer Public Schools	39	90	0	None	231%	0%
	Glasgow K-12 Schools	254	264	24	BPA and FCCLA	104%	9%
	Medicine Lake K-12 Schools	30	39	49	BPA, FCCLA, and FFA	130%	126%
	Nasua Public Schools	30	0	0	None	0%	0%
	Plentywood K-12 Schools	90	146	125	BPA, FCCLA, and FFA	162%	86%
	Poplar Public Schools	554	292	54	BPA and FFA	53%	18%
	Scobey K-12 Schools	87	135	24	*BPA and FCCLA	155%	18%
	Wolf Point Public Schools	254	307	79	FFA	121%	26%
Fort Peck Total		1,476	1,389	380		94%	27%

Reservation	Schools with CTE Programs	9-12 Enrollment	CTE Enrollment	9-12 CTSO members	CTSO Chapters	Percentage of students in CTE programs	Percentage of CTE students in CTSO's
Little Shell							
Northern Cheyenne	Colstrip Public Schools	165	247	84	BPA, FCCLA, HOSA, and FFA	150%	34%
	Lame Deer Public Schools	248	112	0	None	45%	0%
N. C Total		413	359	84		87%	23%
Rocky Boy's	Box Elder Public Schools	126	133	9	BPA	106%	7%
	Havre Public Schools	561	584	14	*BPA and SkillsUSA	104%	2%
	Rocky Boy Public Schools	165	155	33	BPA and FCCLA	94%	21%
Rocky Boy's Total		852	872	56		102%	6%
All Reservation Totals		6,792	6,580	1,338		97%	20%

Where CTE enrollments are over 100% of the 9-12 student enrollment is due to students taking more than one CTE course during the year.

Please note that the data shown is 2021-2022 as this data is tracked from July 1-June 30 of each year.

For any additional information or questions on the data presented contact:

Career, Technical, and Adult Education Director Shannon Boswell
Shannon.Boswell@mt.gov

Career, Technical, and Adult Education Data Specialist Ian Beagles
Ian.Beagles@mt.gov

