



AT RISK STUDENTS REPORT

September 2024

OVERVIEW

Montana's definition of a basic system of quality public elementary and secondary schools includes educational programs for at-risk students ([20-9-309, MCA](#)). State statute defines an at-risk student as a "student who is affected by environmental conditions that negatively impact the student's educational performance or threaten a student's likelihood of promotion or graduation" ([20-1-101\(4\), MCA](#)).

For the purposes of this report, **at-risk students** are defined as those students who are enrolled in a Title I school. A table of the Title I districts, and how much each received from the at-risk payment, follows this report.

This report will reflect the data for the following:

- Student proficiency rates in ELA/Math
- Enrollment numbers
- Graduation Rates for at-risk students
- Dropout rates

BACKGROUND

A school is defined as Title I if the school has a Schoolwide or a Targeted Assistance status in Title I in the defined school year. State at-risk payments are distributed in the same manner as Title I funds, and thus, students in Title I schools are defined as at-risk.

Proficiency means having achieved a score in each assessment that is at or above the established proficiency level. Grades 3-8 are assessed using the Smarter Balanced Assessment. High school students are assessed in Grade 11 for Math and Reading/Language Arts on the ACT.

ENROLLMENT

Over the last three years (school years 2021- 2023), there has been slight increases in the number of students enrolled at schools that do not participate in Title I, with most of that increase occurring in the 21-22 school year.

Number of schools by Title I participation

Title I Category	2021	2022	2023
Non-Title I Schools	112	122	121
Title I Schools	714	701	700
All Schools	826	823	821

Number of students enrolled in Title I and non-Title I schools

Student Count	2021	2022	2023
Non-Title 1 School	34089	39304	39053
Title I School	111129	109754	111048
Grand Total	145218	149058	150101

PROFICIENCY DATA

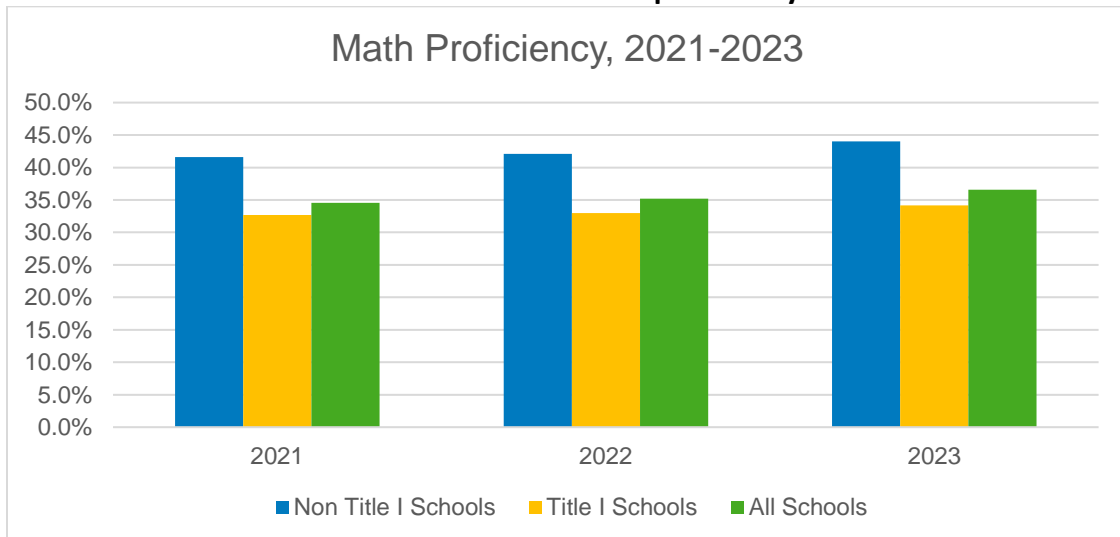
MATHEMATICS

When looking at the math at or above proficiency % scores from 2021-2023, the Title I schools while incrementally improving, are on average 9.26% below non-Title 1 schools.

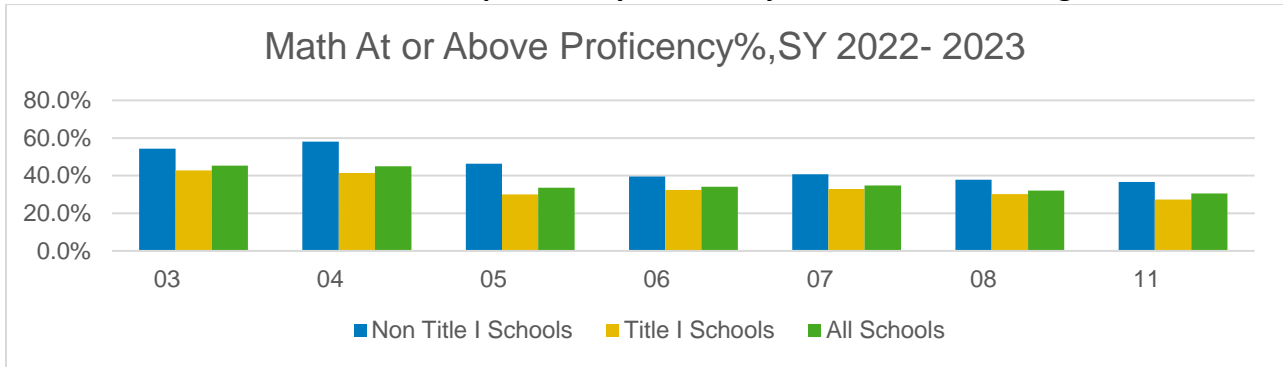
Math proficiency for non-Title I schools and Title I schools

Title I Status	2021	2022	2023
Non-Title I School	41.6%	42.1%	44.0%
Title I	32.7%	33.0%	34.2%
All Schools	34.6%	35.2%	36.6%

Percent of students at or above proficiency in math



Percent of students at or above proficiency in math by Title I status in each grade level



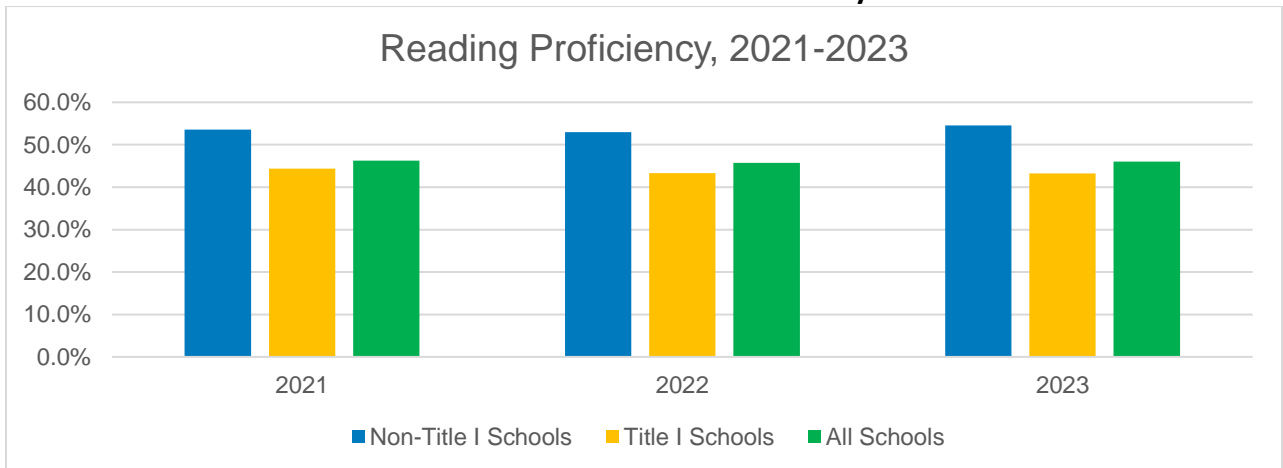
ENGLISH LANGUAGE ARTS

When looking at the ELA, at or above proficiency % scores from 2021-2023, the Title I schools are on average 10.03% below that of non-Title 1 schools.

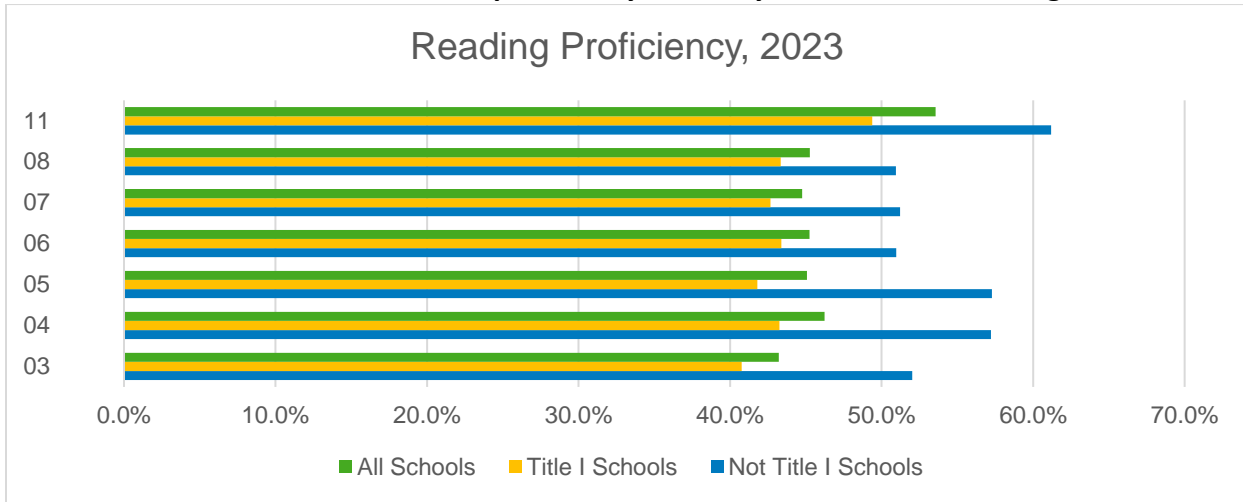
Reading/ Language Arts proficiency for non-Title I Schools and Title I Schools

Title I Status	2021	2022	2023
Non-Title I School	53.5%	53.0%	54.6%
Title I	44.4%	43.3%	43.3%
All Schools	46.3%	45.7%	46.0%

Percent of student At or Above Proficiency in ELA



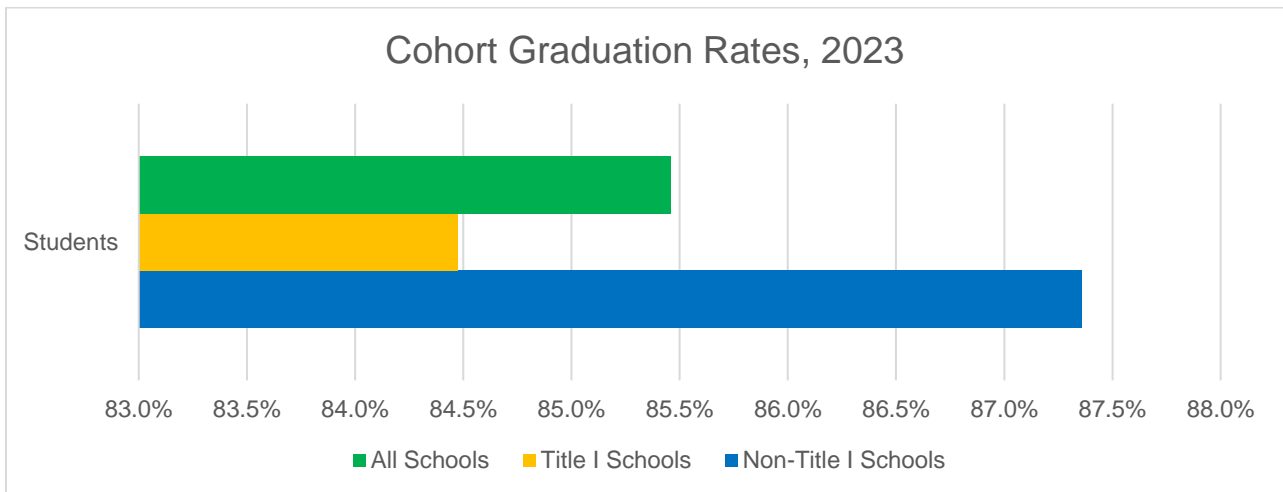
Percent of students at or above proficiency in ELA by Title I status in each grade level



GRADUATION RATES

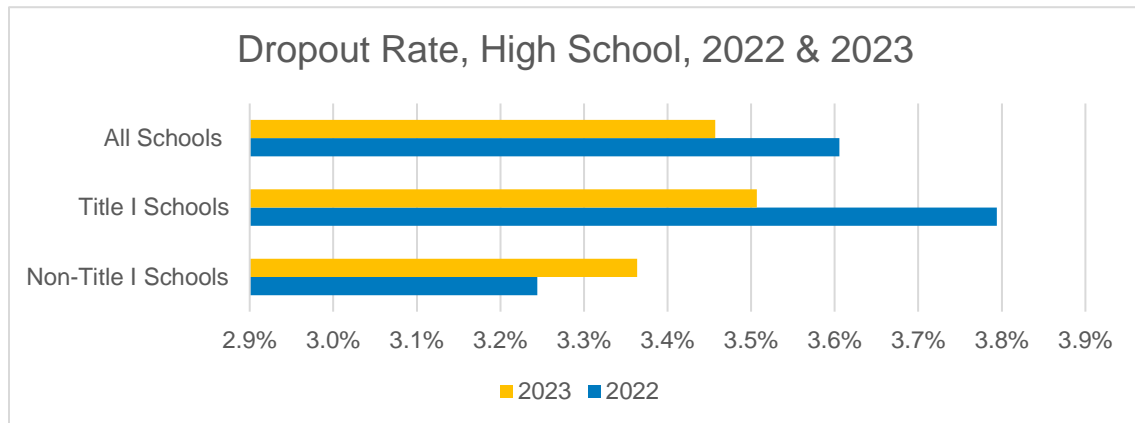
For the school years 2021, 2022, 2023, on average 85% of all students that were at a high school who participated in Title I graduated. There is a gap between the Title I school rate and the “all schools” rate for both sets of students evaluated, but the gap is less than one percentage point in all the cases shown here.

Cohort Graduation Rate		
Title Status	2022	2023
Non-Title I Schools	87.2%	87.4%
Title I Schools	84.8%	84.5%
All Schools	85.6%	85.5%



DROPOUT DATA

Dropout Rates, High School	SY21-22	SY 22-23
All Students, Title I Schools	3.8%	3.5%
All Students, All Schools	3.6%	3.5%



Dropout Rates, 7&8 Grades	2022	2023
All Students, Title I Schools	0.4%	0.5%
All Students, All Schools	0.4%	0.4%

TITLE I SCHOOLS AT-RISK PAYMENTS

County Name	District Name	FY 2023	FY 2024	FY 2025
Beaverhead	Grant Elem	\$381.55	\$ 395.13	\$ 328.10
Beaverhead	Dillon Elem	\$41,836.36	\$ 29,670.01	\$ 27,532.66
Beaverhead	Beaverhead County H S	\$5,874.84	\$ 6,030.55	\$ 5,301.55
Beaverhead	Wise River Elem	\$498.12	\$ 536.84	\$ 498.17
Beaverhead	Lima K-12 Schools	\$4,064.39	\$ 4,091.62	\$ 4,053.52
Beaverhead	Wisdom Elem	\$1,015.97	\$ 1,958.64	\$ 1,817.54
Beaverhead	Polaris Elem	NA	NA	NA
Beaverhead	Jackson Elem	NA	NA	NA
Beaverhead	Reichle Elem	NA	NA	NA
Big Horn	Spring Creek Elem	NA	NA	NA
Big Horn	Pryor Elem	\$19,545.67	\$ 20,035.34	\$ 18,592.03
Big Horn	Hardin Elem	\$168,841.83	\$ 172,767.74	\$ 160,321.74
Big Horn	Lodge Grass Elem	\$27,843.04	\$ 28,475.30	\$ 28,575.78
Big Horn	Wyola Elem	\$10,422.16	\$ 10,074.32	\$ 9,590.69
Big Horn	Hardin H S	\$55,914.61	\$ 57,153.48	\$ 54,409.48

Big Horn	Lodge Grass H S	\$21,569.95	\$ 22,059.87	\$ 20,470.74
Big Horn	Plenty Coups H S	\$6,383.02	\$ 6,527.99	\$ 6,214.63
Blaine	Chinook Elem	\$7,045.72	\$ 6,940.30	\$ 7,756.38
Blaine	Chinook H S	\$2,961.98	\$ 3,061.59	\$ 3,964.70
Blaine	Harlem Elem	\$42,487.88	\$ 43,745.41	\$ 50,358.09
Blaine	Harlem H S	\$16,469.49	\$ 16,953.19	\$ 17,145.47
Blaine	Cleveland Elem	\$930.54	\$ 900.67	\$ 747.85
Blaine	Zurich Elem	\$1,944.50	\$ 1,849.46	\$ 3,974.03
Blaine	Turner Elem	\$1,503.67	\$ 1,552.74	\$ 1,478.22
Blaine	Turner H S	\$1,635.33	\$ 1,504.50	\$ 1,322.67
Blaine	Bear Paw Elem	\$25.63	\$ 24.79	\$ 21.85
Blaine	Hays-Lodge Pole K-12 Schls	\$32,304.05	\$ 33,202.44	\$ 30,810.58
Blaine	North Harlem Colony Elem	\$908.18	\$ 848.80	\$ 704.74
Broadwater	Townsend K-12 Schools	\$17,406.31	\$ 17,963.16	\$ 17,100.70
Carbon	Red Lodge Elem	\$7,521.10	\$ 7,914.36	\$ 6,957.63
Carbon	Red Lodge H S	\$2,744.52	\$ 2,805.26	\$ 2,466.17
Carbon	Bridger K-12 Schools	\$7,019.71	\$ 7,256.24	\$ 6,379.15
Carbon	Joliet Elem	\$2,809.34	\$ 2,981.06	\$ 3,452.24
Carbon	Joliet H S	\$1,103.03	\$ 1,163.29	\$ 1,476.21
Carbon	Roberts K-12 Schools	\$4,672.44	\$ 4,874.77	\$ 4,805.74
Carbon	Fromberg K-12	\$8,477.27	\$ 8,879.47	\$ 10,028.51
Carbon	Belfry K-12 Schools	\$4,170.17	\$ 4,371.06	\$ 6,469.97
Carbon	Luther Elem	\$576.01	\$ 596.33	\$ 553.33
Carter	Hawks Home Elem	\$663.58	\$ 642.28	\$ 564.67
Carter	Ekalaka Elem	\$6,030.00	\$ 6,311.80	\$ 5,857.12
Carter	Alzada Elem	NA	NA	NA
Carter	Carter County H S	\$2,245.39	\$ 1,815.96	\$ 2,242.01
Cascade	Great Falls Elem	\$297,188.52	\$ 379,449.24	\$ 379,067.17
Cascade	Great Falls H S	\$73,195.67	\$ 102,573.39	\$ 142,436.23
Cascade	Cascade Elem	\$7,028.63	\$ 7,300.73	\$ 6,418.24
Cascade	Cascade H S	\$2,670.65	\$ 2,807.44	\$ 2,468.06
Cascade	Centerville Elem	\$6,515.18	\$ 6,823.14	\$ 6,331.55
Cascade	Centerville H S	\$2,015.49	\$ 1,950.18	\$ 1,714.43
Cascade	Belt Elem	\$5,628.48	\$ 5,813.17	\$ 4,826.52
Cascade	Belt H S	\$2,617.88	\$ 2,546.15	\$ 2,113.98
Cascade	Simms H S	\$3,411.99	\$ 3,338.24	\$ 9,510.38
Cascade	Vaughn Elem	\$12,994.06	\$ 13,581.83	\$ 14,902.04
Cascade	Ulm Elem	\$2,799.67	\$ 2,766.69	\$ 2,432.28
Cascade	Sun River Valley Elem	\$4,415.52	\$ 4,184.49	\$ 12,808.14
Choteau	Fort Benton Elem	\$9,323.14	\$ 9,710.13	\$ 10,992.85
Choteau	Fort Benton H S	\$2,246.52	\$ 1,998.90	\$ 2,972.50
Choteau	Big Sandy K-12	\$8,131.16	\$ 8,468.13	\$ 7,858.07

Choteau	Highwood K-12	\$1,509.82	\$ 1,589.26	\$ 1,558.65
Choteau	Geraldine K-12	\$3,985.24	\$ 3,857.55	\$ 3,847.07
Choteau	Knees Elem	\$754.53	\$ 1,529.65	\$ 1,419.40
Choteau	Benton Lake Elem	NA	NA	NA
Custer	Miles City Elem	\$43,449.45	\$ 45,219.67	\$ 41,962.04
Custer	Kircher Elem	\$1,486.08	\$ 1,438.48	\$ 6,901.30
Custer	Trail Creek Elem	\$1,133.44	\$ 1,030.65	\$ 956.42
Custer	Kinsey Elem	\$1,222.76	\$ 1,215.28	\$ 1,068.39
Custer	S Y Elem	\$13,774.85	\$ 1,396.40	\$ 1,227.60
Custer	Custer County H S	\$43,449.45	\$ 12,476.58	\$ 10,968.40
Daniels	Scobey K-12 Schools	\$4,732.36	\$ 4,854.22	\$ 4,621.14
Dawson	Glendive Elem	\$19,838.14	\$ 20,448.37	\$ 23,868.30
Dawson	Dawson H S	\$6,402.24	\$ 5,624.06	\$ 5,824.88
Dawson	Bloomfield Elem	NA	NA	NA
Dawson	Lindsay Elem	\$1,161.83	\$ 1,861.19	\$ 1,545.30
Dawson	Richey Elem	\$1,353.04	\$ 981.56	\$ 1,256.06
Dawson	Richey H S	\$19.47	\$ 20.07	\$ 18.66
Dawson	Deer Creek Elem	\$1,169.87	\$ 1,349.85	\$ 1,186.73
Deer Lodge	Anaconda Elem	\$45,885.93	\$ 45,743.70	\$ 75,397.06
Deer Lodge	Anaconda H S	\$11,991.15	\$ 12,222.54	\$ 29,654.44
Fallon	Baker K-12 Schools	\$7,530.90	\$ 7,714.61	\$ 8,067.83
Fallon	Plevna K-12 Schools	\$2,395.77	\$ 2,468.88	\$ 2,170.44
Fergus	Lewistown Elem	\$29,875.74	\$ 31,016.61	\$ 29,527.48
Fergus	Fergus H S	\$8,673.63	\$ 8,317.72	\$ 7,312.30
Fergus	Deerfield Elem	\$25.50	\$ 24.67	\$ 1,401.80
Fergus	Grass Range Elem	\$2,680.57	\$ 2,797.88	\$ 2,596.33
Fergus	Grass Range H S	\$2,394.01	\$ 1,809.92	\$ 2,697.78
Fergus	King Colony Elem	NA	NA	NA
Fergus	Moore Elem	\$2,110.34	\$ 2,117.88	\$ 2,016.19
Fergus	Moore H S	\$1,691.61	\$ 1,637.38	\$ 1,519.44
Fergus	Roy K-12 Schools	\$2,181.19	\$ 2,278.45	\$ 2,114.34
Fergus	Denton Elem	\$1,872.89	\$ 1,810.40	\$ 2,726.01
Fergus	Denton H S	\$26.76	\$ 26.00	\$ 24.09
Fergus	Spring Creek Colony Elem	NA	NA	NA
Fergus	Winifred K-12 Schools	\$5,549.71	\$ 5,797.45	\$ 5,379.85
Fergus	Ayers Elem	\$828.91	\$ 802.37	\$ 1,186.14
Flathead	Deer Park Elem	\$3,596.29	\$ 3,700.61	\$ 3,072.53
Flathead	Fair-Mont-Egan Elem	\$3,157.71	\$ 3,080.57	\$ 2,708.17
Flathead	Swan River Elem	\$4,513.77	\$ 4,817.34	\$ 4,674.05
Flathead	Kalispell Elem	\$89,377.97	\$ 93,851.22	\$ 89,345.40
Flathead	Flathead H S	\$62,537.58	\$ 66,834.23	\$ 63,625.54

Flathead	Columbia Falls Elem	\$66,565.03	\$ 69,359.34	\$ 66,029.36
Flathead	Columbia Falls H S	\$19,012.37	\$ 19,659.06	\$ 18,242.79
Flathead	Creston Elem	\$1,965.23	\$ 2,363.69	\$ 1,962.57
Flathead	Cayuse Prairie Elem	\$8,283.43	\$ 8,185.56	\$ 7,196.09
Flathead	Helena Flats Elem	\$7,116.32	\$ 6,546.97	\$ 6,063.57
Flathead	Kila Elem	\$7,701.13	\$ 8,000.81	\$ 7,424.39
Flathead	Smith Valley Elem	\$9,026.78	\$ 8,666.31	\$ 24,154.59
Flathead	Pleasant Valley Elem	NA	NA	NA
Flathead	Somers Elem	\$16,599.01	\$ 18,118.77	\$ 15,928.62
Flathead	Bigfork Elem	\$13,759.27	\$ 14,113.59	\$ 11,718.25
Flathead	Bigfork H S	\$5,553.36	\$ 5,825.50	\$ 4,836.80
Flathead	Whitefish Elem	\$23,960.32	\$ 24,988.46	\$ 21,967.86
Flathead	Whitefish H S	\$7,966.96	\$ 8,138.29	\$ 7,154.51
Flathead	Evergreen Elem	\$67,139.92	\$ 69,350.39	\$ 68,474.15
Flathead	Marion Elem	\$9,619.13	\$ 10,074.32	\$ 17,576.79
Flathead	Olney-Bissell Elem	\$3,886.12	\$ 3,761.55	\$ 3,490.63
Flathead	West Valley Elem	\$10,341.63	\$ 9,745.32	\$ 8,628.72
Flathead	West Glacier Elem	NA	NA	NA
Gallatin	Manhattan School	\$8,135.31	\$ 7,774.46	\$ 6,870.59
Gallatin	Manhattan High School	\$3,184.10	\$ 3,113.82	\$ 2,585.34
Gallatin	Bozeman Elem	\$71,921.53	\$ 79,958.77	\$ 76,843.86
Gallatin	Bozeman H S	\$34,957.36	\$ 36,344.92	\$ 30,176.47
Gallatin	Willow Creek Elem	\$2,857.71	\$ 2,391.84	\$ 2,366.49
Gallatin	Willow Creek H S	NA	NA	NA
Gallatin	Springhill Elem	NA	NA	NA
Gallatin	Cottonwood Elem	NA	NA	NA
Gallatin	Three Forks Elem	\$12,191.28	\$ 11,584.62	\$ 10,184.29
Gallatin	Three Forks H S	\$3,996.42	\$ 4,100.70	\$ 3,756.48
Gallatin	Pass Creek Elem	NA	NA	NA
Gallatin	Monforton Elem	\$3,498.93	\$ 3,403.16	\$ 3,239.77
Gallatin	Gallatin Gateway Elem	\$2,212.22	\$ 2,412.30	\$ 2,120.71
Gallatin	Anderson Elem	\$271.36	\$ 280.15	\$ 232.55
Gallatin	LaMotte Elem	\$911.45	\$ 760.89	\$ 631.75
Gallatin	Belgrade Elem	\$45,538.31	\$ 47,450.24	\$ 45,172.17
Gallatin	Belgrade H S	\$23,448.25	\$ 20,289.73	\$ 16,846.19
Gallatin	Malmborg Elem	\$360.31	\$ 356.08	\$ 330.46
Gallatin	West Yellowstone K-12	\$6,486.92	\$ 6,604.41	\$ 7,623.99
Gallatin	Amsterdam Elem	\$3,515.76	\$ 3,411.99	\$ 2,832.89
Gallatin	Big Sky School K-12	\$1,164.22	\$ 1,186.26	\$ 1,129.33
Garfield	Jordan Elem	\$1,829.05	\$ 1,895.77	\$ 1,862.30
Garfield	Garfield County H S	\$1,153.41	\$ 1,198.83	\$ 1,059.77
Garfield	Pine Grove Elem	\$1,421.00	\$ 1,529.89	\$ 1,419.64

Garfield	Kester Elem	\$2,510.22	\$ 1,856.23	\$ 1,722.46
Garfield	Cohagen Elem	\$2,517.88	\$ 2,013.53	\$ 1,872.10
Garfield	Ross Elem	NA	NA	NA
Glacier	Browning Elem	\$161,628.39	\$ 166,347.24	\$ 154,363.76
Glacier	Browning H S	\$59,949.60	\$ 60,484.22	\$ 57,580.40
Glacier	Cut Bank Elem	\$31,780.04	\$ 33,253.70	30.858.18
Glacier	Cut Bank H S	\$8,436.57	\$ 8,784.92	\$ 8,792.88
Glacier	East Glacier Park Elem	\$4,284.37	\$ 4,528.12	\$ 6,793.46
Glacier	Mountain View Elem	\$2,134.46	\$ 1,983.91	\$ 1,647.23
Golden Valley	Ryegate K-12 Schools	\$4,125.70	\$ 4,301.78	\$ 3,781.76
Golden Valley	Lavina K-12 Schools	\$2,603.43	\$ 2,395.13	\$ 3,879.90
Granite	Philipsburg K-12 Schools	\$6,716.82	\$ 6,085.94	\$ 5,760.74
Granite	Hall Elem	\$1,694.37	\$ 1,493.74	\$ 1,313.22
Granite	Drummond Elem	\$4,605.73	\$ 4,806.70	\$ 4,460.40
Granite	Drummond H S	\$2,655.57	\$ 2,570.45	\$ 2,259.72
Hill	Davey Elem	NA	NA	NA
Hill	Box Elder Elem	\$31,925.90	\$ 32,527.15	\$ 32,673.47
Hill	Box Elder H S	\$10,233.21	\$ 11,030.00	\$ 10,500.46
Hill	Havre Elem	\$67,435.27	\$ 70,363.87	\$ 96,660.53
Hill	Havre H S	\$15,043.96	\$ 15,557.76	\$ 14,436.94
Hill	Cottonwood Elem	\$747.63	\$ 805.51	\$ 1,012.88
Hill	Rocky Boy Elem	\$52,054.37	\$ 53,236.45	\$ 50,680.52
Hill	Gildford Colony Elem	\$3,565.13	\$ 3,445.00	\$ 3,196.78
Hill	Rocky Boy H S	\$16,067.47	\$ 16,432.43	\$ 15,643.51
Hill	North Star Elem	\$5,063.27	\$ 5,264.59	\$ 8,105.86
Hill	North Star HS	\$1,942.49	\$ 1,880.29	\$ 1,917.93
Jefferson	Clancy Elem	\$4,200.32	\$ 3,892.85	\$ 3,676.64
Jefferson	Whitehall Elem	\$16,961.08	\$ 17,727.26	\$ 16,876.18
Jefferson	Whitehall H S	\$4,091.27	\$ 4,140.36	\$ 4,999.20
Jefferson	Basin Elem	\$2,239.23	\$ 2,151.25	\$ 1,996.23
Jefferson	Boulder Elem	\$7,837.94	\$ 7,895.62	\$ 7,994.84
Jefferson	Jefferson H S	\$5,303.73	\$ 5,172.22	\$ 4,546.97
Jefferson	Cardwell Elem	\$2,789.37	\$ 2,572.87	\$ 2,387.52
Jefferson	Montana City Elem	\$2,085.84	\$ 2,125.25	\$ 1,764.51
Judith Basin	Stanford K-12 Schools	\$3,458.10	\$ 3,219.38	\$ 2,987.49
Judith Basin	Hobson K-12 Schools	\$2,993.39	\$ 3,091.70	\$ 2,943.32
Judith Basin	Geyser K-12 Schools	\$5,161.14	\$ 2,807.80	\$ 3,554.76
Lake	Arlee Elem	\$29,540.68	\$ 30,787.48	\$ 29,309.33
Lake	Arlee H S	\$8,865.85	\$ 9,414.87	\$ 14,988.85
Lake	Polson Elem	\$61,121.48	\$ 63,959.69	\$ 60,888.91
Lake	Polson H S	\$13,320.32	\$ 12,884.29	\$ 20,904.31
Lake	St Ignatius K-12 Schools	\$43,171.81	\$ 44,929.49	\$ 49,603.27

Lake	Valley View Elem	\$2,493.13	\$ 2,320.77	\$ 1,926.90
Lake	Swan Lake-Salmon Elem	\$973.38	\$ 1,903.87	\$ 1,766.75
Lake	Ronan Elem	\$95,228.06	\$ 99,345.66	\$ 116,373.98
Lake	Ronan H S	\$28,440.16	\$ 29,661.92	\$ 43,888.12
Lake	Charlo Elem	\$8,737.33	\$ 8,655.67	\$ 8,032.16
Lake	Charlo H S	\$3,323.92	\$ 3,343.56	\$ 3,102.65
Lake	Upper West Shore Elem	\$5,577.48	\$ 5,132.68	\$ 4,512.24
Lewis & Clark	Helena Elem	\$132,260.33	\$ 151,906.94	\$ 144,613.87
Lewis & Clark	Helena H S	\$49,525.43	\$ 56,178.78	\$ 48,721.61
Lewis & Clark	Trinity Elem	\$3,889.26	\$ 3,973.99	\$ 3,266.22
Lewis & Clark	Wolf Creek Elem	\$1,865.48	\$ 1,805.69	\$ 1,675.57
Lewis & Clark	Auchard Creek Elem	\$1,742.87	\$ 1,684.78	\$ 1,603.88
Lewis & Clark	Augusta Elem	\$3,226.43	\$ 3,208.50	\$ 4,041.59
Lewis & Clark	Augusta H S	\$1,550.03	\$ 1,560.48	\$ 1,448.10
Lewis & Clark	Lincoln K-12 Schools	\$10,509.59	\$ 9,979.28	\$ 15,296.99
Lewis & Clark	East Helena K-12	\$48,310.71	\$ 48,198.56	\$ 45,884.58
Liberty	Liberty Elem	\$10,766.63	\$ 9,534.33	\$ 8,847.45
Liberty	Chester-Joplin-Inverness El	\$5,928.74	\$ 5,785.36	\$ 7,607.57
Liberty	Chester-Joplin-Inverness HS	\$2,042.12	\$ 1,459.76	\$ 2,866.44
Lincoln	Troy Elem	\$19,377.95	\$ 20,320.32	\$ 29,114.93
Lincoln	Troy H S	\$10,634.72	\$ 11,151.51	\$ 12,832.11
Lincoln	Libby K-12 Schools	\$62,806.43	\$ 65,617.99	\$ 60,890.91
Lincoln	Eureka Elem	\$24,134.57	\$ 25,200.90	\$ 23,385.49
Lincoln	Lincoln County H S	\$11,239.25	\$ 10,670.53	\$ 9,901.78
Lincoln	Fortine Elem	\$4,329.22	\$ 4,030.33	\$ 3,543.18
Lincoln	McCormick Elem	\$5,022.07	\$ 4,375.17	\$ 3,846.36
Lincoln	Yaak Elem	\$2,429.31	\$ 2,048.11	\$ 1,900.56
Lincoln	Trego Elem	\$1,522.64	\$ 1,473.79	\$ 1,634.83
Madison	Alder Elem	\$2,390.87	\$ 1,954.29	\$ 1,718.09
Madison	Sheridan Elem	\$3,069.15	\$ 3,130.75	\$ 2,980.41
Madison	Sheridan H S	\$1,771.39	\$ 1,833.98	\$ 1,612.27
Madison	Twin Bridges K-12 Schools	\$5,956.25	\$ 6,161.63	\$ 5,865.86
Madison	Harrison K-12 Schools	\$2,674.16	\$ 2,680.60	\$ 2,487.55
Madison	Ennis K-12 Schools	\$6,377.74	\$ 6,476.85	\$ 5,693.90
McCone	Circle Elem	\$3,749.68	\$ 3,981.97	\$ 3,500.67
McCone	Circle H S	\$1,780.56	\$ 1,855.62	\$ 1,631.28
McCone	Vida Elem	\$1,554.42	\$ 2,159.59	\$ 1,793.09
Meagher	White Sulphur Spgs K-12	\$12,370.43	\$ 12,941.60	\$ 13,476.50
Mineral	Alberton K-12 Schools	\$10,348.16	\$ 10,839.92	\$ 16,606.31
Mineral	Superior K-12 Schools	\$20,899.71	\$ 21,885.28	\$ 32,889.13
Mineral	St Regis K-12 Schools	\$14,926.50	\$ 15,539.62	\$ 18,331.61
Missoula	Missoula Elem	\$196,891.28	\$ 192,862.32	\$ 189,925.99

Missoula	Missoula H S	\$100,975.52	\$ 95,929.32	\$ 91,323.67
Missoula	Hellgate Elem	\$38,001.75	\$ 39,235.06	\$ 36,993.91
Missoula	Lolo Elem	\$15,790.21	\$ 14,941.35	\$ 13,864.95
Missoula	Potomac Elem	\$2,751.80	\$ 2,566.22	\$ 4,094.74
Missoula	Bonner Elem	\$15,237.69	\$ 15,211.35	\$ 14,115.57
Missoula	Woodman Elem	\$1,155.30	\$ 1,451.30	\$ 1,615.69
Missoula	DeSmet Elem	\$8,965.98	\$ 9,526.10	\$ 12,724.28
Missoula	Target Range Elem	\$12,121.68	\$ 12,063.55	\$ 11,091.35
Missoula	Sunset Elem	\$1,677.16	\$ 1,281.05	\$ 1,188.74
Missoula	Clinton Elem	\$7,722.86	\$ 7,770.60	\$ 7,585.13
Missoula	Swan Valley Elem	\$2,450.54	\$ 4,604.42	\$ 4,047.85
Missoula	Seeley Lake Elem	\$9,483.45	\$ 8,868.71	\$ 8,600.96
Missoula	Frenchtown K-12 Schools	\$36,486.02	\$ 38,583.10	\$ 35,803.64
Musselshell	Roundup Elem	\$17,028.80	\$ 16,487.44	\$ 16,572.30
Musselshell	Roundup High School	\$6,655.51	\$ 6,913.46	\$ 7,112.23
Musselshell	Melstone Elem	\$2,173.40	\$ 2,216.30	\$ 2,610.26
Musselshell	Melstone H S	\$2,244.51	\$ 2,282.44	\$ 2,567.51
Park	Livingston Elem	\$34,654.59	\$ 35,398.67	\$ 32,848.62
Park	Park H S	\$10,205.19	\$ 10,375.02	\$ 9,120.86
Park	Gardiner Elem	\$1,021.75	\$ 968.38	\$ 1,447.63
Park	Cooke City Elem		NA	
Park	Pine Creek Elem	\$26.63	\$ 26.12	\$ 21.73
Park	Gardiner H S	\$302.14	\$ 311.95	\$ 598.09
Park	Arrowhead Elem	\$3,690.01	\$ 3,512.23	\$ 3,259.23
Park	Shields Valley Elem	\$2,474.79	\$ 2,377.72	\$ 2,090.36
Park	Shields Valley H S	\$1,113.08	\$ 1,072.97	\$ 943.31
Petroleum	Winnett K-12 Schools	\$4,280.72	\$ 4,273.85	\$ 3,966.00
Philips	Dodson K-12	\$10,014.61	\$ 10,242.14	\$ 9,750.37
Philips	Saco H S	\$1,090.34	\$ 1,055.43	\$ 979.56
Philips	Malta K-12 Schools	\$17,386.84	\$ 18,123.01	\$ 19,416.06
Philips	Whitewater K-12 Schools	\$2,386.09	\$ 2,544.45	\$ 2,781.52
Philips	Saco Elem	\$3,275.93	\$ 3,423.60	\$ 3,259.26
Pondera	Dupuyer Elem	\$2,930.32	\$ 2,836.33	\$ 2,700.14
Pondera	Conrad Elem	\$13,203.86	\$ 13,735.38	\$ 13,068.21
Pondera	Conrad H S	\$3,251.56	\$ 3,360.60	\$ 4,631.77
Pondera	Valier Elem	\$3,872.30	\$ 3,898.17	\$ 5,388.12
Pondera	Valier H S	\$2,189.23	\$ 2,129.73	\$ 2,251.58
Pondera	Miami Elem	\$1,583.44	\$ 1,532.67	\$ 3,002.02
Pondera	Heart Butte K-12 Schools	\$20,823.83	\$ 21,722.29	\$ 21,890.14
Powder River	Biddle Elem	NA	NA	NA
Powder River	Broadus Elem	\$6,931.02	\$ 5,646.79	\$ 4,964.24
Powder River	Powder River Co Dist H S	\$2,714.74	\$ 2,889.53	\$ 2,681.36

Powder River	South Stacey Elem	NA	NA	NA
Powell	Deer Lodge Elem	\$22,427.38	\$ 23,418.55	\$ 21,824.71
Powell	Powell County H S	\$5,378.86	\$ 5,440.15	\$ 4,782.59
Powell	Ovando Elem	\$26.01	\$ 25.27	\$ 21.02
Powell	Helmville Elem	\$30.53	\$ 29.50	\$ 24.45
Powell	Garrison Elem	\$907.55	\$ 878.54	\$ 729.42
Powell	Elliston Elem	\$2,202.93	\$ 2,192.97	\$ 2,034.97
Powell	Avon Elem	\$1,231.43	\$ 2,706.23	\$ 2,379.13
Prairie	Terry K-12 Schools	\$4,983.25	\$ 4,927.37	\$ 5,149.66
Ravalli	Corvallis K-12 Schools	\$38,154.64	\$ 38,396.06	\$ 35,662.38
Ravalli	Stevensville Elem	\$22,518.33	\$ 22,651.85	\$ 21,564.29
Ravalli	Stevensville H S	\$7,893.60	\$ 7,824.28	\$ 8,399.35
Ravalli	Hamilton K-12 Schools	\$56,607.96	\$ 58,809.00	\$ 54,572.47
Ravalli	Victor K-12 Schools	\$22,468.96	\$ 23,399.81	\$ 24,046.76
Ravalli	Darby K-12 Schools	\$21,353.62	\$ 22,292.26	\$ 33,320.45
Ravalli	Lone Rock Elem	\$7,296.98	\$ 7,724.89	\$ 7,354.00
Ravalli	Florence-Carlton K-12 Schls	\$16,038.08	\$ 15,748.67	\$ 14,964.28
Richland	Sidney Elem	\$20,212.77	\$ 20,793.45	\$ 19,795.18
Richland	Sidney H S	\$5,417.05	\$ 5,525.03	\$ 5,296.59
Richland	Savage Elem	\$2,357.83	\$ 1,744.14	\$ 1,448.10
Richland	Savage H S	\$1,054.79	\$ 1,092.31	\$ 960.32
Richland	Brorson Elem	\$374.00	\$ 393.32	\$ 364.95
Richland	Fairview Elem	\$5,565.67	\$ 5,768.31	\$ 6,831.14
Richland	Fairview H S	\$1,893.37	\$ 1,636.05	\$ 2,240.83
Richland	Rau Elem	\$1,740.86	\$ 1,327.97	\$ 1,573.17
Richland	Lambert Elem	\$1,999.40	\$ 2,057.42	\$ 1,808.68
Richland	Lambert H S	\$357.29	\$ 353.18	\$ 895.90
Roosevelt	Frontier Elem	\$8,522.88	\$ 8,925.30	\$ 13,694.88
Roosevelt	Poplar Elem	\$75,495.08	\$ 77,209.74	\$ 72,090.56
Roosevelt	Poplar H S	\$27,843.04	\$ 28,475.30	\$ 37,820.96
Roosevelt	Culbertson Elem	\$7,618.72	\$ 7,374.49	\$ 6,483.08
Roosevelt	Culbertson H S	\$2,301.92	\$ 2,293.44	\$ 2,016.19
Roosevelt	Wolf Point Elem	\$66,811.52	\$ 68,456.86	\$ 63,525.27
Roosevelt	Wolf Point H S	\$24,057.81	\$ 24,649.91	\$ 23,466.51
Roosevelt	Brockton Elem	\$11,906.48	\$ 11,986.16	\$ 11,410.71
Roosevelt	Brockton H S	\$3,843.28	\$ 3,795.28	\$ 5,068.17
Roosevelt	Bainville K-12 Schools	\$2,049.28	\$ 2,088.50	\$ 1,988.20
Roosevelt	Froid Elem	\$2,408.71	\$ 2,491.01	\$ 2,311.57
Roosevelt	Froid H S	\$834.44	\$ 864.03	\$ 759.54
Rosebud	Birney Elem	\$1,661.84	\$ 1,550.20	\$ 1,438.53
Rosebud	Forsyth Elem	\$5,400.21	\$ 5,355.03	\$ 5,401.47
Rosebud	Forsyth H S	\$1,002.78	\$ 961.49	\$ 1,103.70

Rosebud	Lame Deer Elem	\$46,766.22	\$ 48,059.15	\$ 45,751.83
Rosebud	Rosebud K-12	\$4,096.93	\$ 4,007.72	\$ 3,719.04
Rosebud	Colstrip Elem	\$13,367.81	\$ 13,863.31	\$ 12,864.59
Rosebud	Colstrip H S	\$4,112.63	\$ 4,246.64	\$ 4,042.77
Rosebud	Ashland Elem	\$29,711.42	\$ 31,132.08	\$ 28,889.35
Rosebud	Lame Deer H S	\$35,209.37	\$ 34,182.54	\$ 31,720.12
Sanders	Plains K-12	\$23,049.87	\$ 24,007.39	\$ 22,277.89
Sanders	Thompson Falls Elem	\$16,844.50	\$ 17,612.16	\$ 16,766.58
Sanders	Thompson Falls H S	\$10,954.45	\$ 11,472.05	\$ 10,921.27
Sanders	Trout Creek Elem	\$5,048.57	\$ 4,974.53	\$ 6,117.54
Sanders	Dixon Elem	\$11,237.37	\$ 10,877.04	\$ 10,093.47
Sanders	Noxon Elem	\$10,165.37	\$ 10,656.74	\$ 10,145.08
Sanders	Noxon H S	\$3,503.70	\$ 3,496.75	\$ 3,794.28
Sanders	Hot Springs K-12	\$11,409.61	\$ 12,081.80	\$ 17,792.45
Sheridan	Westby K-12 Schools	\$1,572.14	\$ 1,624.08	\$ 1,507.03
Sheridan	Medicine Lake K-12 Schools	\$3,173.54	\$ 3,071.87	\$ 3,146.58
Sheridan	Plentywood K-12 Schools	\$6,549.86	\$ 6,883.11	\$ 9,493.84
Silver Bow	Butte Elem	\$154,751.40	\$ 146,525.07	\$ 146,757.85
Silver Bow	Ramsay Elem	\$4,276.95	\$ 4,425.11	\$ 4,212.61
Silver Bow	Divide Elem	\$931.17	\$ 846.98	\$ 786.00
Silver Bow	Butte H S	\$38,147.73	\$ 43,210.01	\$ 48,411.70
Stillwater	Park City Elem	\$3,543.90	\$ 3,657.20	\$ 3,545.55
Stillwater	Park City H S	\$1,532.19	\$ 1,569.06	\$ 1,493.69
Stillwater	Columbus Elem	\$8,295.11	\$ 8,495.34	\$ 7,468.44
Stillwater	Columbus H S	\$2,563.61	\$ 2,312.77	\$ 2,487.32
Stillwater	Reed Point Elem	\$1,944.13	\$ 1,881.86	\$ 1,746.32
Stillwater	Reed Point H S	\$1,139.21	\$ 1,102.71	\$ 969.42
Stillwater	Fishtail Elem	\$2,906.83	\$ 1,805.69	\$ 1,499.24
Stillwater	Nye Elem	NA	NA	NA
Stillwater	Rapelje Elem	\$923.38	\$ 912.52	\$ 1,378.30
Stillwater	Rapelje H S	\$613.33	\$ 593.67	\$ 521.91
Stillwater	Absarokee Elem	\$2,137.35	\$ 2,191.88	\$ 2,086.70
Stillwater	Absarokee H S	\$480.54	\$ 452.21	\$ 1,045.95
Sweet Grass	Big Timber Elem	\$5,247.07	\$ 5,081.89	\$ 5,070.18
Sweet Grass	Melville Elem	\$1,315.35	\$ 1,419.62	\$ 1,248.03
Sweet Grass	Greycliff Elem	\$4,773.70	\$ 4,221.37	\$ 3,917.23
Sweet Grass	McLeod Elem	\$245.10	\$ 255.61	\$ 237.16
Sweet Grass	Sweet Grass County H S	\$2,085.08	\$ 2,013.17	\$ 3,698.61
Teton	Choteau Elem	\$10,307.58	\$ 10,745.25	\$ 10,581.60
Teton	Choteau H S	\$3,493.27	\$ 3,619.60	\$ 3,445.86
Teton	Bynum Elem	\$390.33	\$ 377.85	\$ 313.69
Teton	Fairfield Elem	\$8,205.16	\$ 8,400.18	\$ 7,795.00

Teton	Fairfield H S	\$3,075.18	\$ 3,176.82	\$ 3,684.44
Teton	Power Elem	\$2,601.93	\$ 2,693.05	\$ 2,563.73
Teton	Power H S	\$1,791.36	\$ 1,110.09	\$ 1,566.21
Teton	Golden Ridge Elem	\$3,649.68	\$ 3,759.97	\$ 3,489.09
Teton	Pendroy Elem	\$1,940.11	\$ 1,917.17	\$ 1,779.03
Teton	Greenfield Elem	\$1,644.00	\$ 1,629.04	\$ 1,497.11
Teton	Dutton/Brady K-12 Schools	\$6,236.41	\$ 6,587.84	\$ 8,926.22
Toole	Sunburst K-12 Schools	\$3,007.96	\$ 3,230.75	\$ 4,309.22
Toole	Shelby Elem	\$16,907.69	\$ 17,645.89	\$ 17,975.63
Toole	Shelby H S	\$4,231.85	\$ 4,387.74	\$ 1,676.53
Toole	Galata Elem	\$2,827.31	\$ 2,724.37	\$ 2,528.06
Treasure	Hysham K-12 Schools	\$3,664.13	\$ 3,655.14	\$ 3,213.31
Valley	Glasgow K-12 Schools	\$21,396.46	\$ 21,143.00	\$ 22,402.49
Valley	Frazer Elem	\$21,868.70	\$ 20,424.19	\$ 18,952.84
Valley	Frazer H S	\$10,934.48	\$ 10,212.15	\$ 8,977.72
Valley	Hinsdale Elem	\$3,628.95	\$ 3,512.59	\$ 3,088.00
Valley	Hinsdale H S	\$1,521.63	\$ 1,470.88	\$ 1,293.14
Valley	Opheim K-12 Schools	\$1,535.83	\$ 1,532.06	\$ 1,458.49
Valley	Nashua K-12 Schools	\$3,340.76	\$ 3,142.84	\$ 5,431.94
Valley	Lustre Elem	\$1,612.84	\$ 1,512.11	\$ 1,255.47
Wheatland	Harlowton K-12	\$19,196.17	\$ 18,353.58	\$ 17,031.38
Wheatland	Judith Gap Elem	\$1,182.18	\$ 1,144.30	\$ 2,887.46
Wheatland	Judith Gap H S	NA	NA	NA
Wibaux	Wibaux K-12 Schools	\$3,980.47	\$ 4,134.19	\$ 4,523.70
Yellowstone	Billings Elem	\$510,347.03	\$ 485,457.34	\$ 527,501.88
Yellowstone	Billings H S	\$140,519.00	\$ 127,436.58	\$ 149,745.46
Yellowstone	Blue Creek Elem	\$1,678.67	\$ 1,862.64	\$ 1,773.25
Yellowstone	Canyon Creek Elem	\$3,815.01	\$ 4,005.18	\$ 4,263.87
Yellowstone	Laurel Elem	\$37,540.69	\$ 35,885.46	\$ 34,162.55
Yellowstone	Laurel H S	\$10,240.24	\$ 10,485.78	\$ 9,982.33
Yellowstone	Elder Grove Elem	\$6,667.19	\$ 6,786.98	\$ 5,911.92
Yellowstone	Custer K-12 Schools	\$3,282.09	\$ 2,648.92	\$ 3,360.95
Yellowstone	Morin Elem	\$4,790.28	\$ 4,839.71	\$ 4,491.10
Yellowstone	Broadview Elem	\$3,976.32	\$ 3,910.75	\$ 3,438.07
Yellowstone	Broadview H S	\$1,296.63	\$ 1,356.99	\$ 1,192.99
Yellowstone	Elysian Elem	\$7,244.21	\$ 7,434.10	\$ 8,212.86
Yellowstone	Huntley Project K-12 Schools	\$27,907.11	\$ 28,996.30	\$ 26,907.41
Yellowstone	Shepherd Elem	\$12,175.45	\$ 12,117.23	\$ 10,652.46
Yellowstone	Shepherd H S	\$4,480.98	\$ 4,605.38	\$ 4,048.68
Yellowstone	Pioneer Elem	\$4,371.43	\$ 3,630.84	\$ 3,191.94
Yellowstone	Independent Elem	\$3,243.14	\$ 3,300.87	\$ 3,142.45

Yellowstone	Yellowstone Academy Elem	\$17,684.08	\$ 17,116.30	\$ 14,198.13
Yellowstone	Lockwood K-12	\$54,846.37	\$ 58,216.53	\$ 68,402.46
Statewide Entitlement Total		\$5,871,950.46	\$6,029,983.18	\$6,212,607.03

This report was prepared by:

Carrie Kouba
 Innovation & Improv. Senior Mgr. • Department of Teaching and Learning
 Montana Office of Public Instruction
carrie.kouba@mt.gov