

DATA MODERNIZATION PROJECT STATUS AND OVERVIEW

Ashley Perez, Senior Data Manager, OPI

Putting Montana Students First **A+**



March 2024

OPI.MT.GOV

OPI DATA MODERNIZATION PROJECT OVERVIEW

[HB 367 OPI Data Modernization Status and Overview Report](#)

Activities

- Communication/engagement plan and vision deck finalized
- OPI stakeholders were given Unified Insights and Connected Intelligence demonstrations
- Connection between the OPI State Edition Infinite Campus (IC) to Connected Intelligence (data lake) has been made and data is being replicated
- Work and analysis of the custom connector for power School Student Information System is being conducted
- 6 VPNS are needed to PowerSchool Districts with on premise databases

MILESTONE 4A DELIVERABLES

- Deploy a secure Open Database Connectivity (ODBC) Connection between Infinite Campus and PowerSchool's network
- Replicate historical data into Connected Intelligence
- Collaborate to provision single sign-on (SSO)
- Provision customer admin account and read and write access
- Provision standard data governance for personal identifiable information (PII) and sensitive data
- Project management
- Up to 50 hours of technical training

PROJECT MILESTONES

Milestone #	Milestone Name	Delivery Date	Completed
1	AWS (Amazon Web Services) Data Assessment, Environment Maturity Assessment & Recommended Approach Draft Delivery	OCT 2023	✓
2	OPI Iterative Feedback	OCT 2023	✓
3	Final Delivery of AWS Assessment and Recommended Approach	OCT 2023	✓
4	Organizational Change Management	Nov-Dec 2023	✓
4a	Infinite Campus Connector to Data Lake	Feb 20, 2024	✓
4a	PowerSchool Connector to Data Lake	March 2024	
4	Connected Intelligence Deployment	JUNE 2024	
5	Unified Insights Deployment	JUNE 2024	
6	Post Deployment & Analysis	NOV 2024	
7	Formal Signoff & Acceptance of Deployment Solution by Montana	FEB 2025	
	Project Milestone Reference		



- Dashboards
- Essentials
 - Risk Analysis
 - Student Readiness
 - Talent Analytics
 - Classroom
 - State Specific
 - Usage and Statistics
 - Custom Dashboards

- District-State**
 - Performance Indicators
- Enrollment**
 - Overview
 - Admissions
 - Withdrawals

- Programs**
 - Programs Overview
 - Programs Student List
 - Special Education (Advanced)
 - ELL

- Digital Learning Analytics**
 - Access
 - Engagement
 - Outcomes
 - Scheduling

- Attendance**
 - Overview
 - Chronic Absences
 - School Comparison
 - Classroom Absences

- Academics**
 - Achievement
 - Teacher Analysis
 - Core Subjects Summary
 - Academic Skills
 - AP

- Social Emotional Learning (add-on)**
 - Social Emotional Learning Results
 - Social Emotional Learning School Comparison
 - Focus Students

- Behavior**
 - Overview
 - Suspension Usage
 - Severe Incidents
 - Analysis
 - Ethnicity Analysis

- Assessments**
 - State Assessment
 - Progress Monitoring
 - ELL
 - SAT
 - Score Roster
 - Score Search

- Reporting**
 - Attendance and Behavior
 - Absence Reduction (PowerBI Example)
 - Reporting Listing

- Students**
 - Digital Data Wall

Integrated PD

Demographic	MALE	ASIAN	BLACK/AFRICAN AMERICAN	HISPANIC AMERICAN
Female	2,232	4,310	309	4,029
Native American	3	14	2,831	4,732
Pacific Islander	438			
Unknown				
ELL				

Average Suspension Days: **1.7**

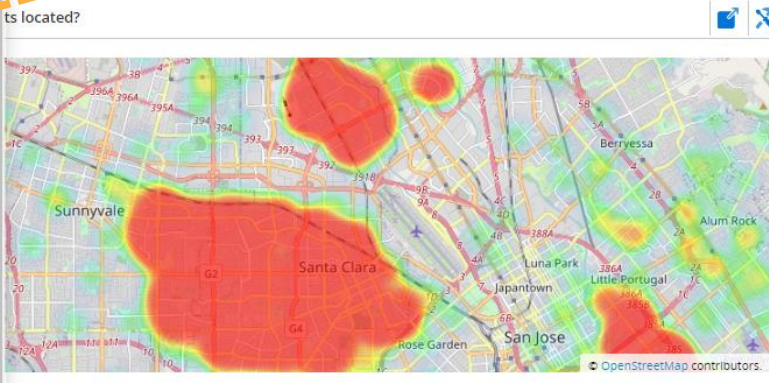


Easy filtering

- Essentials
- Report Card
- District KPI's
- Performance Indicators
- Readiness
- Gap Analysis

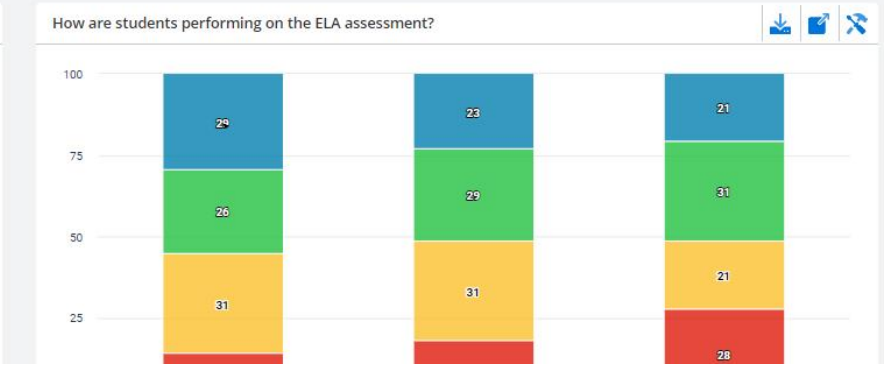
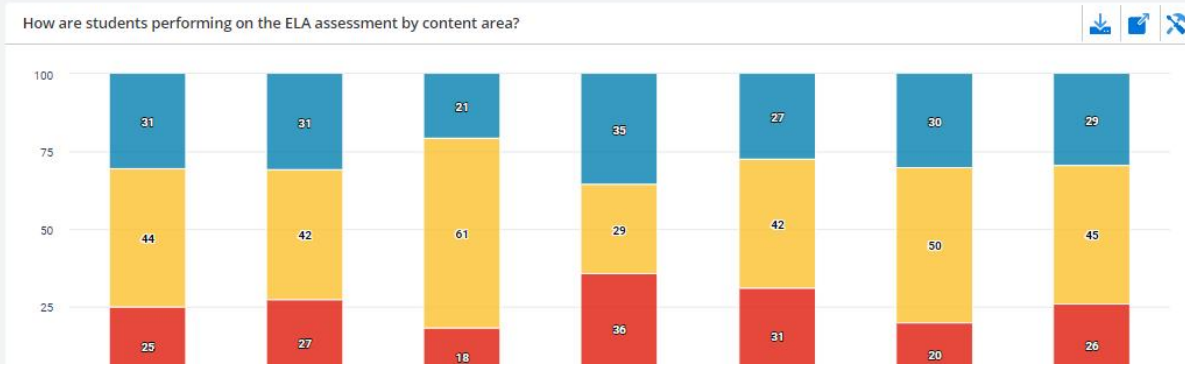


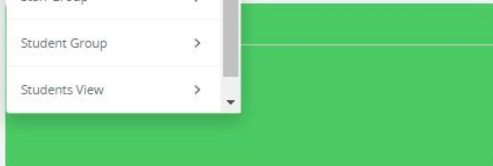
Filter Data: Currently Enrolled in this School

- School
- Grade
- Staff
- Ethnicity
- Gender
- SPED
- SPED Type
- ELL
- F&RL
- Staff Group
- Student Group
- Students View



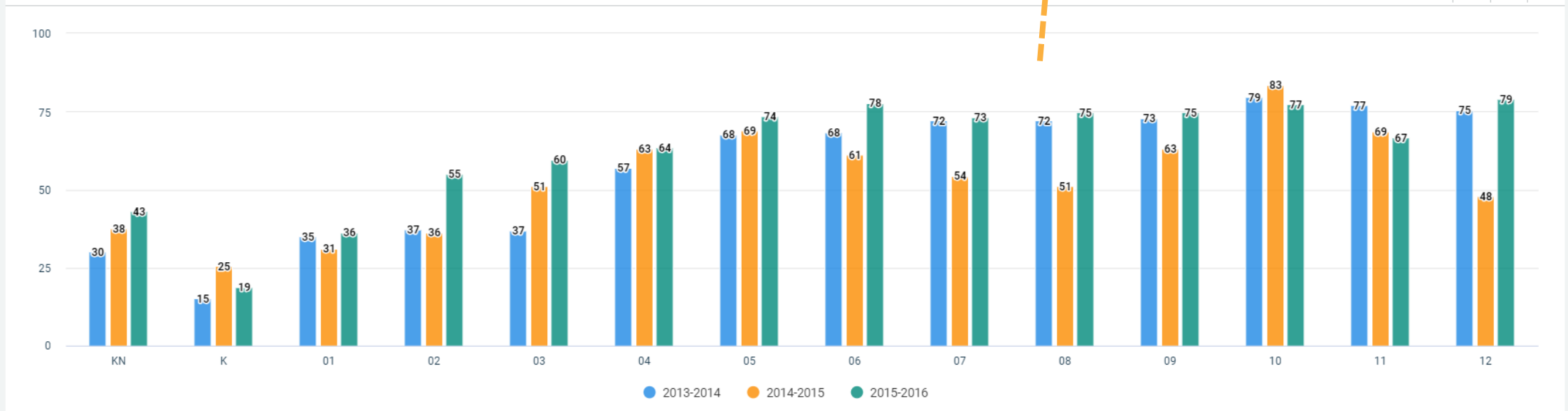
Demographic Information

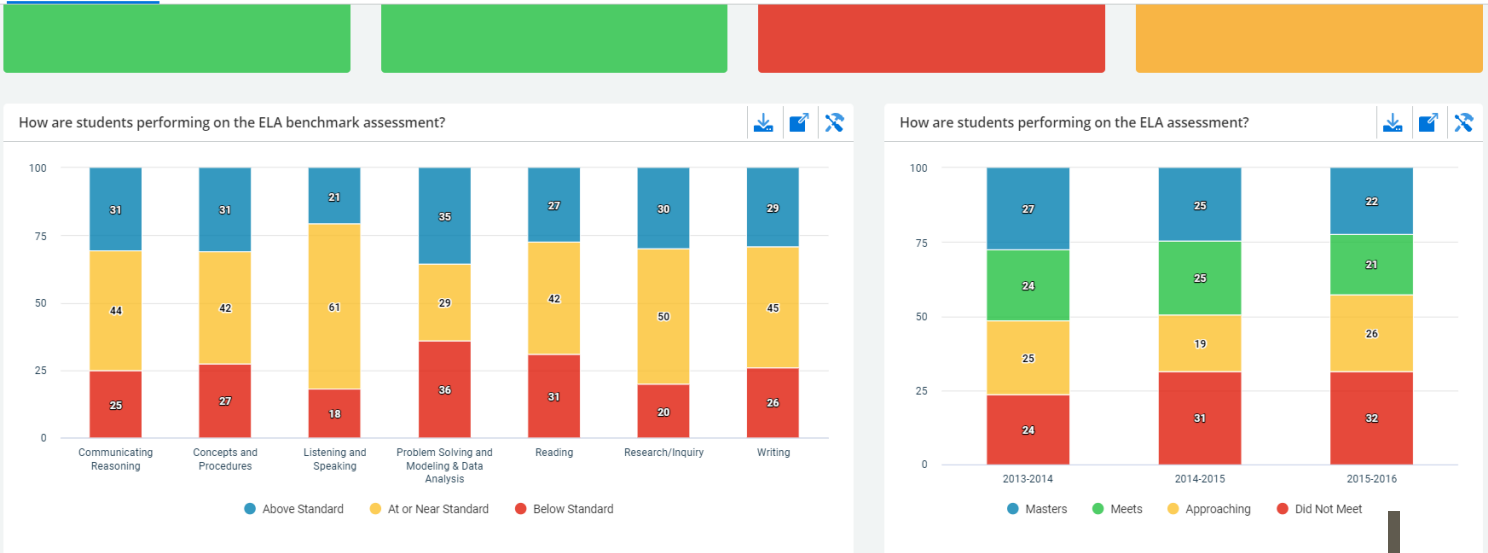
TOTAL	FEMALE	MALE	ASIAN	BLACK/AFRICAN AMERICAN	HISPANIC
12,874	6,232	6,642	4,310	309	4,029
MULTIPLE	NATIVE AMERICAN	PACIFIC ISLANDER	UNKNOWN	WHITE	ELL
910	33	438	14	2,831	4,732
SPED					
1,214					



Longitudinal Analysis

Passing Rate by Grade





Each visualization is drillable to the student or school level (assuming appropriate permissions)

Actions

Total of 1069 row(s) with a row limit of 5000

PHOTO	STUDENT ID	NAME	GRADE	RACE	GENDER	ELL	FRL	HOMELESS	504	SPED	YEAR	TEST PERFORMANCE
	1587935936	ABELLA, Maurice E.	08	Hispanic	Male	Yes	Paid	No	No	Yes	2015-2016	Did Not Meet
	2056081735	Abonce, Kenya S.	03	Hispanic	Female	Yes	Paid	No	No	No	2015-2016	Did Not Meet
	91497989	Abundiz, Tatiana A.	12	White	Female	Yes	Paid	No	No	No	2015-2016	Did Not Meet
	1881695885	Acuna, Jenna	02	White	Female	Yes	Paid	No	No	No	2015-2016	Did Not Meet
	1583785455	Adan, Rex	07	Hispanic	Male	Yes	Paid	No	No	Yes	2015-2016	Did Not Meet
	398799701	Adkins, Quincy M.	06	Hispanic	Male	Yes	Free	No	No	No	2015-2016	Did Not Meet
	508586109	AGUIAR, Kristina	01	Hispanic	Female	No	Paid	No	No	No	2015-2016	Did Not Meet
	1881906183	Aguilar, Germain B.	02	Hispanic	Male	Yes	Free	No	No	No	2015-2016	Did Not Meet
	1011776363	Aguilar, MARTHA	02	White	Female	Yes	Paid	No	No	No	2015-2016	Did Not Meet



QUESTIONS?

