

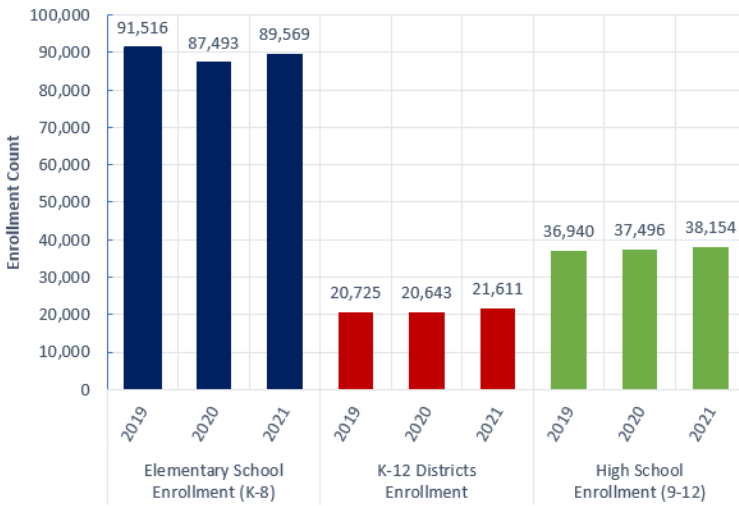


PUBLIC AND NONPUBLIC 2021 SCHOOL YEAR (SY) ENROLLMENT TRENDS

*The data utilized for this report are preliminary.

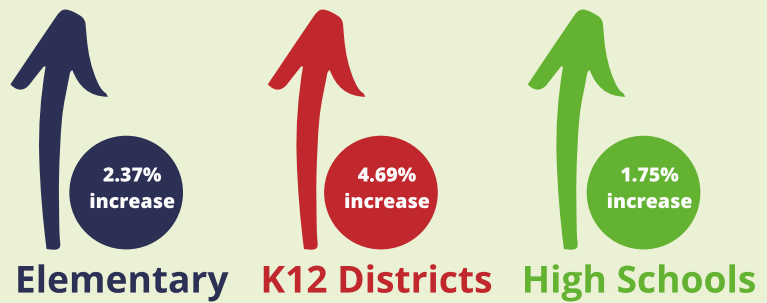
PUBLIC SCHOOL ENROLLMENT

Elementary vs. High School vs. K-12 Schools Student Enrollment Counts for 2019-2021 SY



The 2021 school year brings new enrollment records for Montana.

The combined public, private, and homeschool enrollment was the highest it has been in twenty years. **Enrollment of all Montana was 165,336.**



Montana has seen a **2.5% increase in public school enrollment**, with 149,334 students enrolled. This reflects the **highest public school enrollment in 19 years.**

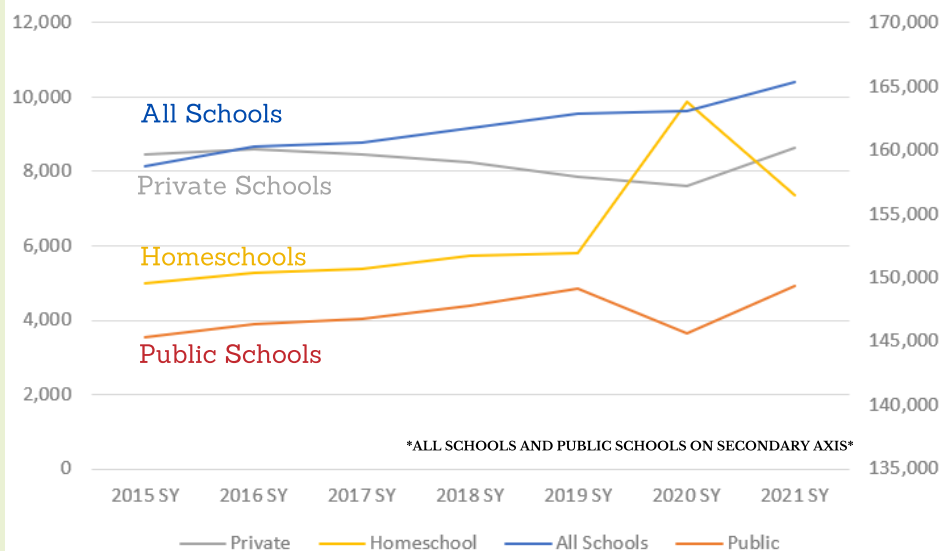
The growth of private schools in Montana parallels the public trend. **Private school enrollment increased by 13.6%** which is the highest private school enrollment in 14 years.

While the 2020 school year highlighted enrollment growth for homeschools, the 2021 enrollment numbers reveal a decrease.

Montana's homeschool registered enrollment declined from 9,668 to 7,368 students, which is a decline of 25.3%.

ENROLLMENT TRENDS FOR PUBLIC & NONPUBLIC

Change in Enrollment Counts by Public and Nonpublic School Type Since the 2015 SY



*The data utilized for this report are preliminary.