


# EDUCATION ADVOCATES JUNE 20 ASSESSMENT UPDATE

Cedar Rose  
Assessment Director



Putting Montana Students First **A+**

# SMARTER BALANCED SUMMATIVE COMPLETION RATES



**Students registered:**

66,954

**Students tested:**

65,966

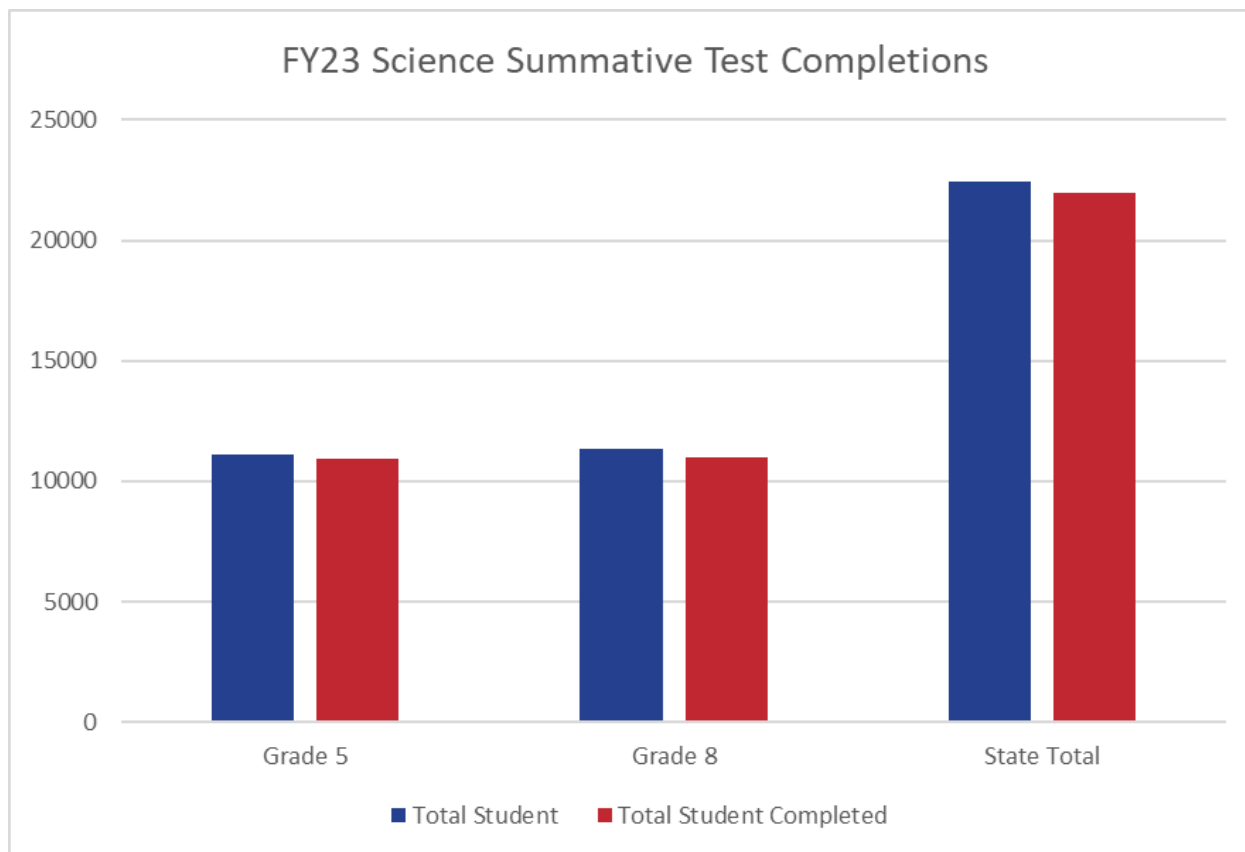
About **98.5%** of all students registered for the test have completed it.

**Note:** number in graph counts the completion of ELA CAT, MATH CAT, and MATH PT as one test.

**Data accurate as of 6/1/2023.** Total Available Tests: 200,862 which includes the 3 tests as PT = Performance Task, CAT = Computer Adaptive Testing. **Note:** some data may not sum to totals due to rounding rules and estimations.



# MONTANA SCIENCE ASSESSMENT SUMMATIVE COMPLETION RATES



**Students registered:**  
22,463

**Students tested:**  
21,966

About **98%** of all students registered for the test have completed it.

**Data accurate as of 6/1/2023. Note:** some data may not sum to totals due to rounding rules and estimations.

# ALTERNATE MATH & ELA SUMMATIVE TEST COMPLETION RATES

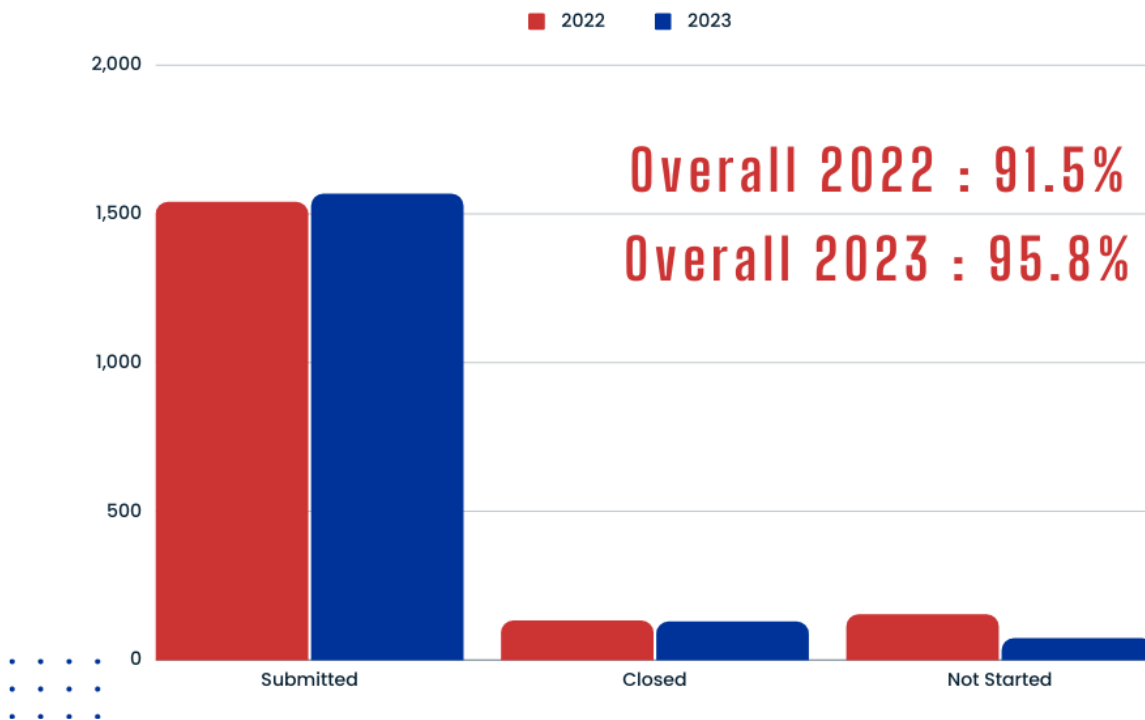
## MSSA PARTICIPATION



**Students registered:**  
884

**Students tested:**  
847

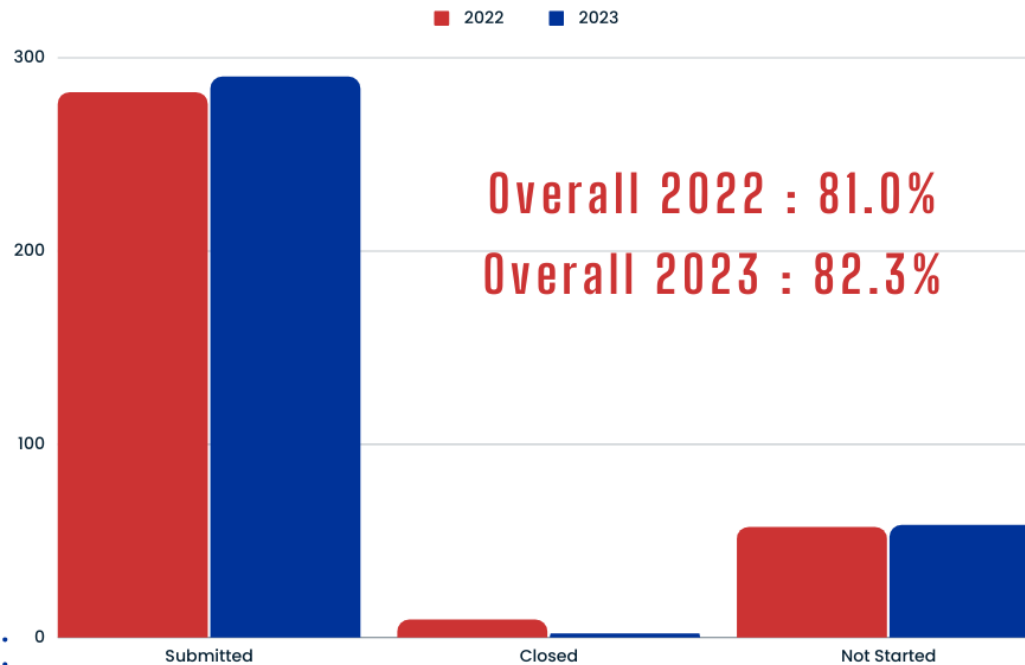
About **96%** of all students  
registered for the test completed it.



**Data accurate as of 5/1/2023.** Total Available Tests = 1768. **Note:** each student must complete 2 tests (i.e., ELA and Math). **Note:** some data may not sum to totals due to rounding rules and estimations.

# ALTERNATE SCIENCE SUMMATIVE TEST COMPLETION RATES

## AMSA PARTICIPATION



Students registered:  
350

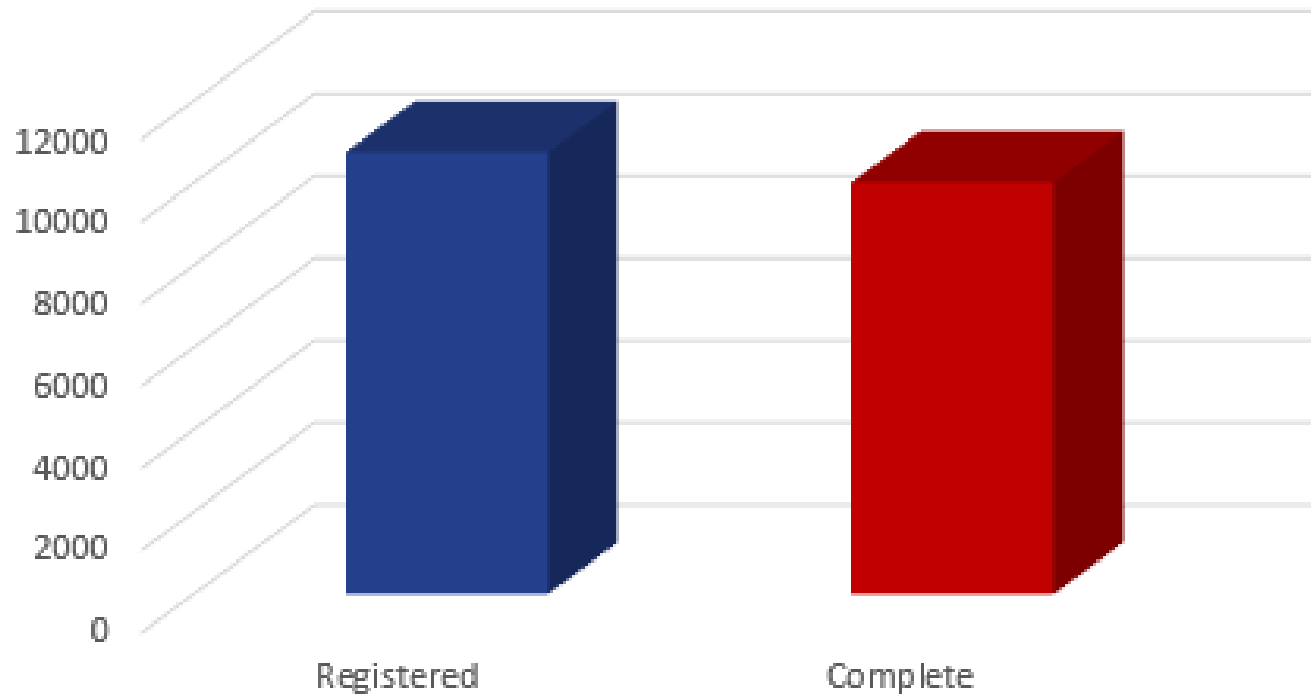
Students tested:  
290

About **82%** of all students registered for the test completed it.

Data accurate as of 6/5/2023. Note: some data may not sum to totals due to rounding rules and estimations.

# ACT WITH WRITING SCORING RATES

FY2023 ACT with Writing Test Completions



**Students registered:**  
10,750

**Student tests processed:**  
10,016

About **93%** of all students registered for the test have scored tests.

**Note:** ACT continues to score tests.

**Data accurate as of 6/1/2023. Note:** Final counts will not be available until later this month; some data may not sum to totals due to rounding rules and estimations.

# 2023-2024 TESTING WINDOWS

Montana Office of Public Instruction  
 Published Test Windows for All Required Statewide Assessments  
 2023–2024 School Year

	ACCESS for ELLs	Multi-State Alternate	Alternate Science	Science	Smarter Balanced	ACT with Writing	MAST
Required Subjects	English Language Proficiency (ELP)	Math and ELA	Science	Science	Math and ELA	Math, ELA, and Science	Math and ELA
Student Group	English Learners	SwSCDs	SwSCDs	General	General	General	General
Grades Tested	Grades K–12	Grades 3–8, 11	Grades 5, 8, 11	Grades 5, 8	Grades 3–8	Grade 11	Grades 3–8
Window Period	12 weeks	7 weeks	7 weeks	12 weeks	12 weeks	6 weeks Tues/Wed/Thurs	5 windows 3 weeks each
Anticipated* SY2023-24 Test Windows	December 4 – February 23	March 11 – April 26	March 11 – April 26	March 4 – May 24	March 4 – May 24	Window 1: March 26 – April 5	October 23- November 10
							November 23- December 15
						Window 2: April 9–19	January 1- February 16
							March 11- March 29
						Window 3: April 23–May 3	April 15- May 3

Updated by the Office of Public Instruction on  
 June 15, 2023.

Putting Montana Students First



Note: Dates and information listed in this  
 schedule are subject to change at any time or  
 without notice.

Putting Montana Students First A+

Note: SwSCDs is an acronym for student with significant cognitive disabilities and 'SY' is the abbreviation for school year.

