

Education Advocates: MAST

Samantha Walsh

MAST Project Manager



Putting Montana Students First **A+**

AGENDA

I. Reminder: What is MAST?

II. Who is Participating?

III. Standards Blueprints

IV. Window 1 Participation Summary and Score Reports

V. What's Next?

- **Upcoming Admin Windows**
- **MAST Webpage and Contact information**

What is MAST?

Montana **A**lternative **S**tudent **T**esting

- The OPI is working to develop an improved assessment system with the ultimate goal of implementing a “through-year” model.
 - Rather than a single end-of-year assessment, the test will be broken up over the course of the academic year into small “testlets”
- The improved assessment system will
 - Accurately reflect the needs of our students, teachers, and administrators
 - Provide useful flexibility in terms of test administration
 - support the formative instructional process that is closer to the local decisions required to support teaching and learning needs.
 - allow districts to flexibly align testing with local scope and sequence offering coherence with the taught curriculum.

Who is Participating?

Key Examples of Representation:

- Small district - Cohagen/Arrowhead
- Large district - Billings
- Reservation District - Arlee/Ronan

District Name	Total Sessions Assigned	Total Sessions Completed	Percent of Sessions Assigned
Alberton K-12 Schools	60	26	43%
Arlee Elementary	146	123	84%
Arrowhead	8	8	100%
Belgrade	999	635	64%
Big Sky	146	137	94%
Bigfork	288	228	79%
Billings Public Schools	1209	1031	85%
Boulder Elementary	86	0	0%
Butte School District	591	540	91%
Circle	50	30	60%
Cohagen	6	6	100%
Culbertson	30	17	57%
East Helena	626	250	40%
Evergreen K-8	247	231	94%
Fair-Mont-Egan School District #3	26	21	81%
Fairview Consolidated Schools	72	0	0%
Fort Benton	46	36	78%
Frenchtown School District	102	89	87%
Frontier	48	41	85%
Glendive	298	235	79%
Hamilton School District	448	339	76%
Havre	468	188	40%
Hysham	36	0	0%
Kalispell	220	177	80%
Kila	93	90	97%
Livingston	265	0	0%
Lockwood K-12	248	239	96%
Moore	20	20	100%
Power	48	46	96%
Ronan	418	346	83%
Savage	36	35	97%
Shelby	64	57	89%
Stanford	26	13	50%
Superior K-12	66	57	86%
Ulm	46	44	96%
Whitefish	207	170	82%
Winnett	24	24	100%



A+

We Did It!

By the numbers:

- ✓ 33 Districts
- ✓ 62 Schools
- ✓ 75 Educators
- ✓ 4,156 Students Rostered
- ✓ 5,529 Test Sets Completed





Content Coverage - Math

Grade 5

Numerical Expressions

Place Value - Powers of Ten

Place Value - Represent, Compare & Round

Whole Number Multiplication & Division

Decimal Operations

Fraction Addition & Subtraction with Unlike Denominators

Fraction Multiplication

Fraction Division

Measurement

Volume

Coordinate Grid

2-Dimensional Shapes

Grade 7

Ratio & Proportion Concepts

Ratio & Proportion Applications

Rational Numbers Addition & Subtraction

Rational Numbers Multiplication & Division

Expressions

Equations

Inequalities

Scale Drawing

Angles & Triangles

Circles & 3D Shapes

Statistics

Probability



Content Coverage - ELA

Readily Accessible Literary Text

Readily Accessible Informational Text

Moderately Complex Literary Text

Moderately Complex Informational Text

Revisit Readily Accessible Literary Text

Revisit Readily Accessible Informational Text

Moderate-Highly Complex Literary Text

Moderate-Highly Complex Informational Text

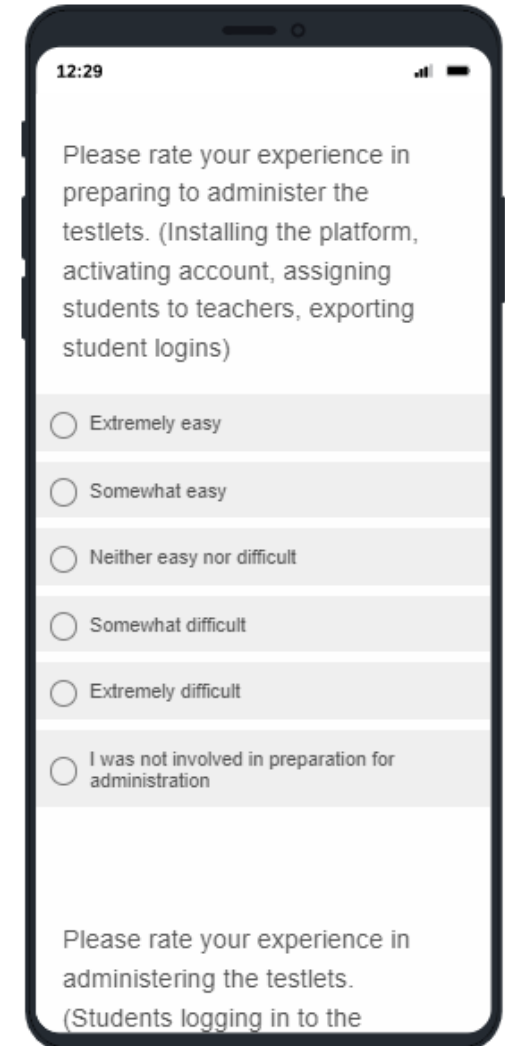

Window 1 Survey

The survey opened on November 18th

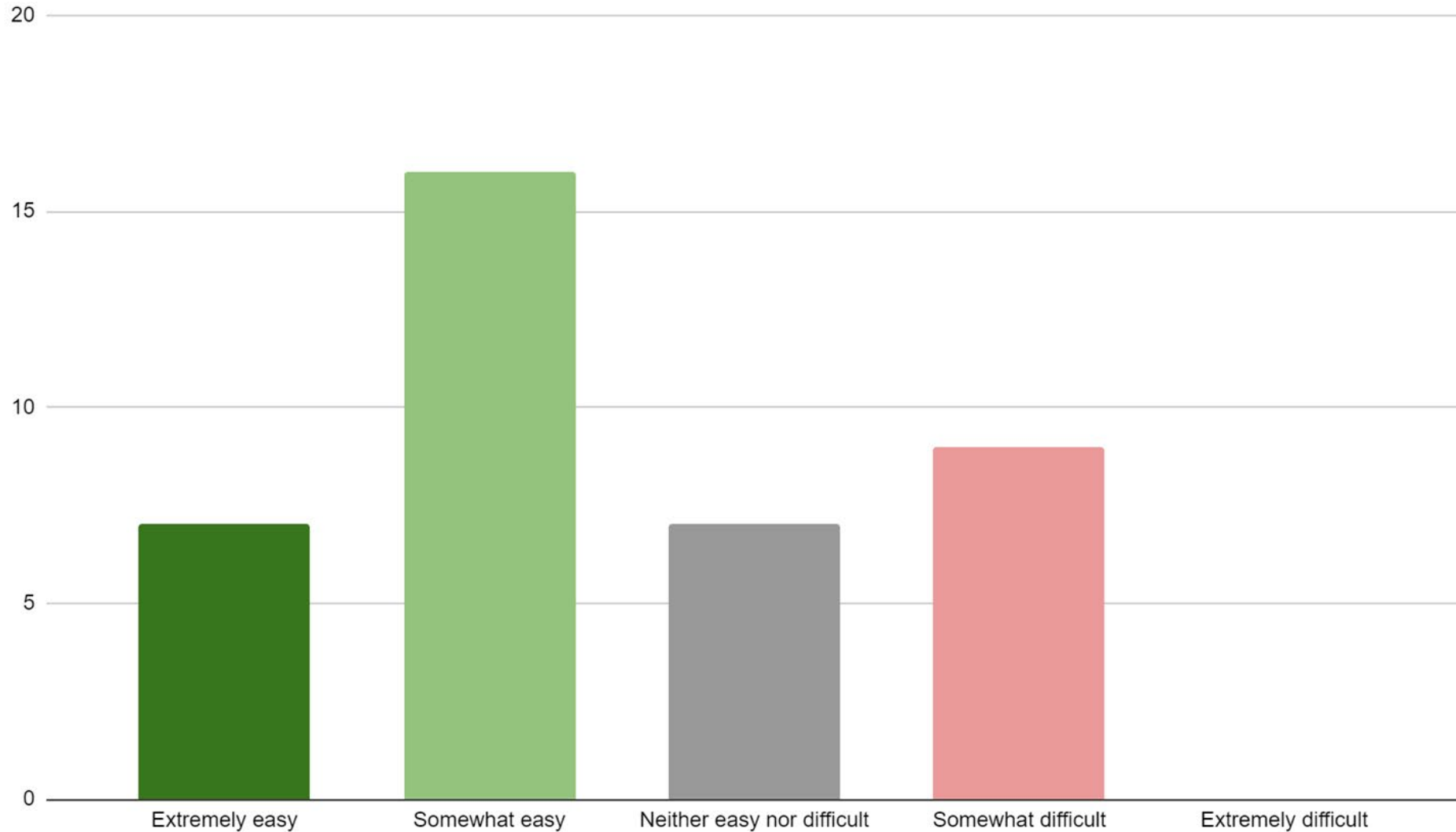
62 Responses were collected

- 67% Teachers
- 10% Test Coordinators
- 8% Principals
- 6% Counselors
- 4% Administrators
- 4% Superintendents

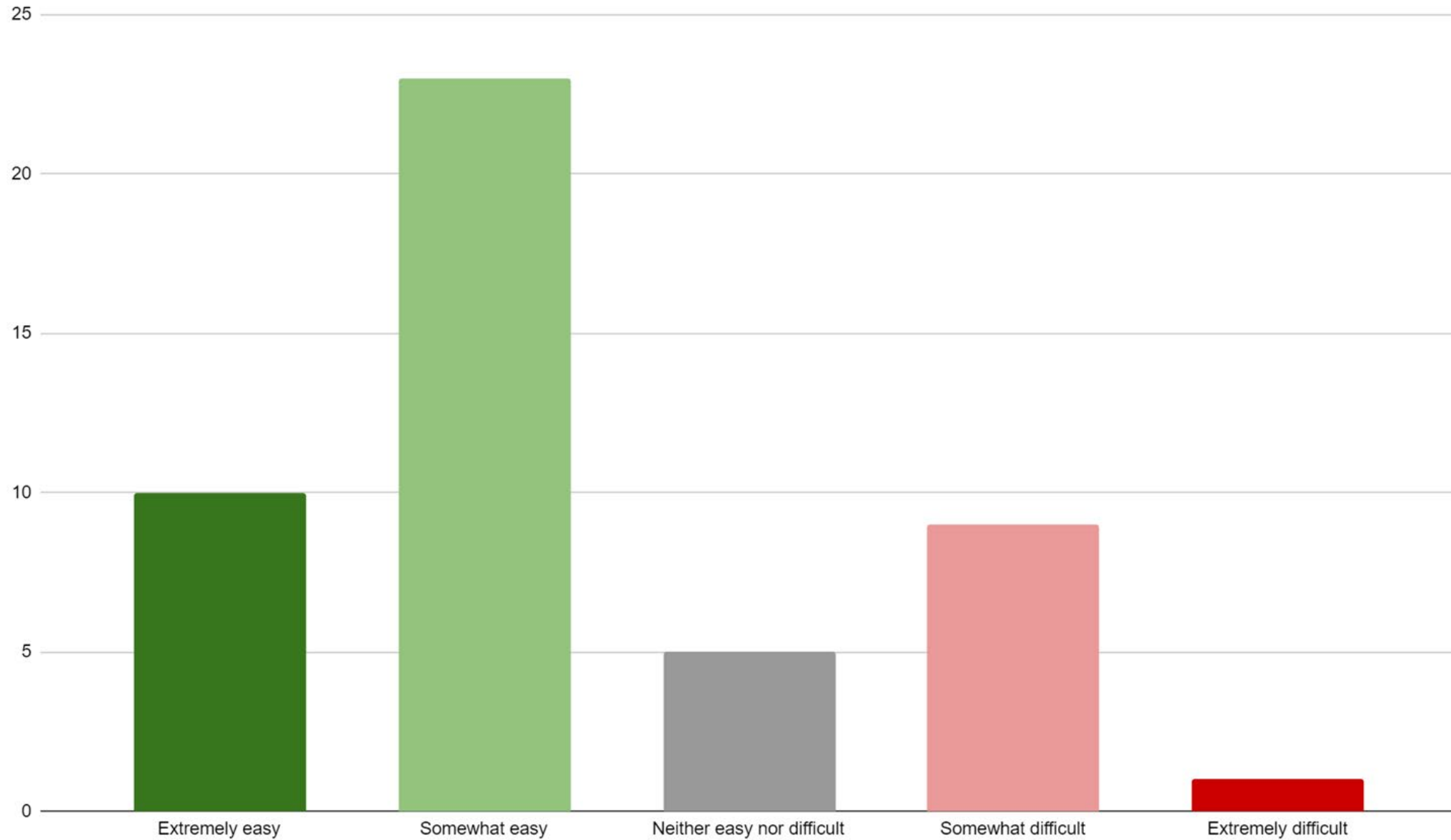
The survey closed on December 13th at 11:59 p.m.



Please rate your experience in preparing to administer the testlets. (Installing the platform, activating account, assigning students to teachers, exporting student logins)



Please rate your experience in administering the testlets. (Students logging in to the platform, monitoring tests, re-entering to complete testlet set)



Coming up...

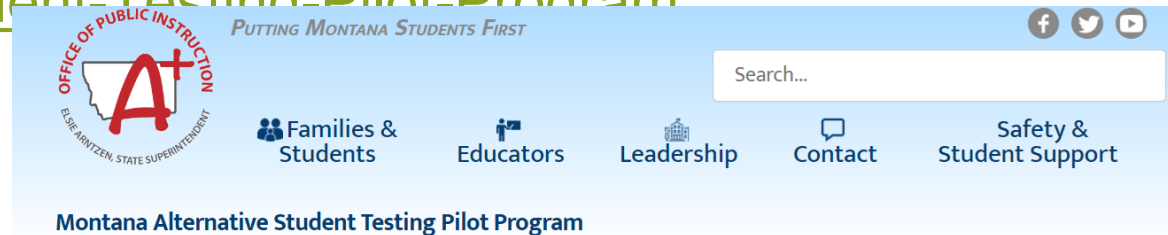
- Window #2: January 17-30
- Window #3: March 6-17
- Window #4: April 17-28

January						
Sun	Mon	Tue	Wed	Thu	Fri	Sat
1	2	3	4	5	6	7
8	9	10	11	12	13	14
15	16	17	18	19	20	21
22	23	24	25	26	27	28
29	30	31				

Looking for more information?

Samantha.walsh@mt.gov

<https://opi.mt.gov/Leadership/Assessment-Accountability/Montana-Alternative-Student-Testing-Pilot-Program>



Welcome to the Montana Alternative Student Testing Pilot Program!

The Montana OPI is working to develop an improved assessment system that will accurately reflect the needs of our students, teachers, and administrators while providing useful flexibility in terms of test administration. The vision of the Montana Assessment Student Testing (MAST) Pilot is to implement "through year" assessments across the state that can eventually replace the traditional end-of-year state summative assessments and satisfy federal testing requirements.

The ultimate goal with the "through year" model is to support the formative instructional process that is closer to the local decisions required to support teaching and learning needs. Rather than a single end-of-year assessment, the test will be broken up over the course of the academic year.

The "Through-Year Assessment" design benefits students, teachers, parents, and administrators by providing actionable data at the beginning of the school year and by providing a meaningful model of student growth over the academic school year (i.e., with-in year so teachers can act as opposed to between years). Another goal for the design feature is to allow districts to flexibly align testing with local scope and sequence offering coherence with the taught curriculum.



Putting Montana Students First **A+**

Thank you!



Putting Montana Students First **A+**