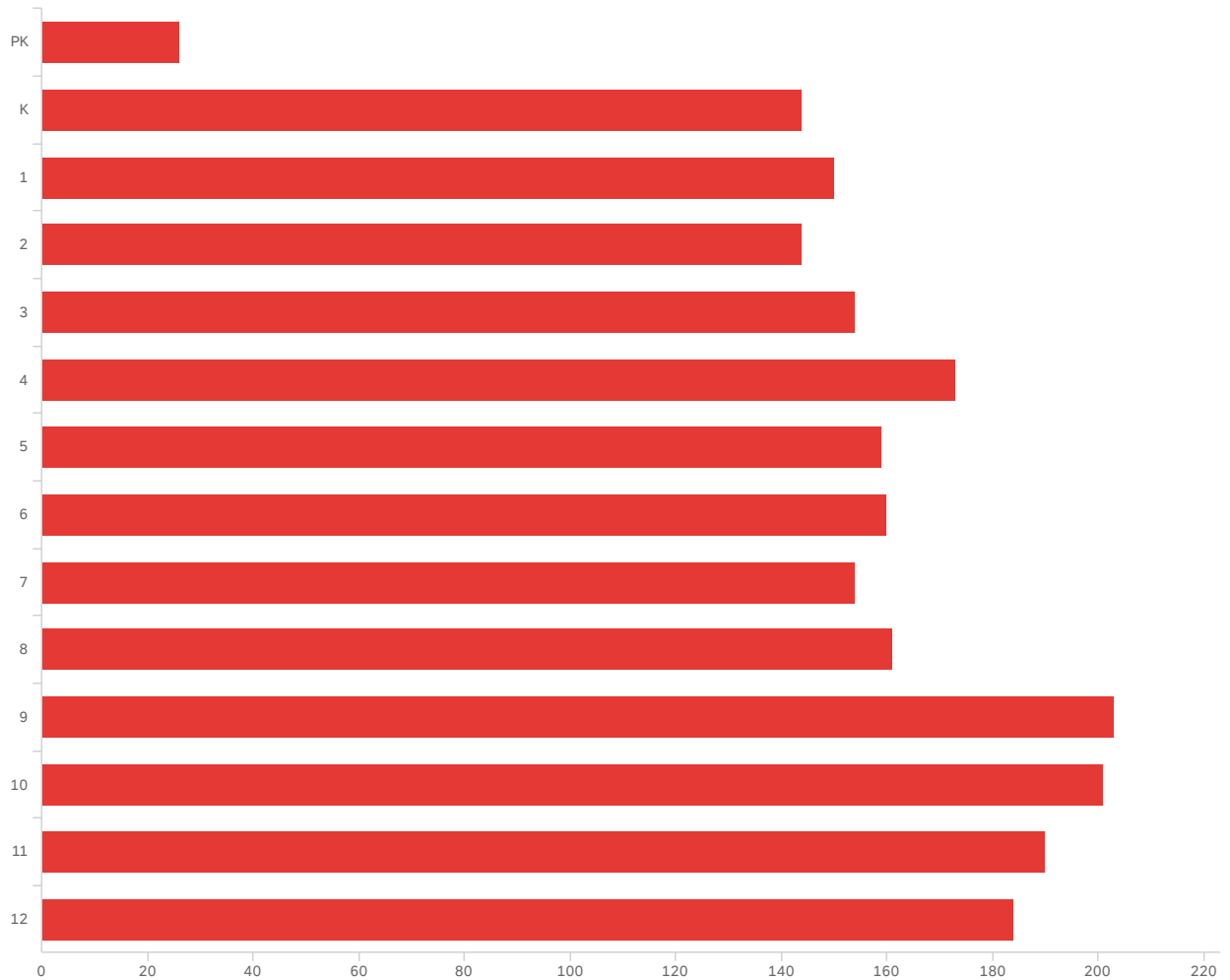


# OTL Results

OTL Teacher

May 23, 2021 9:19 PM MDT

What grade(s) do you teach? Select all that apply.



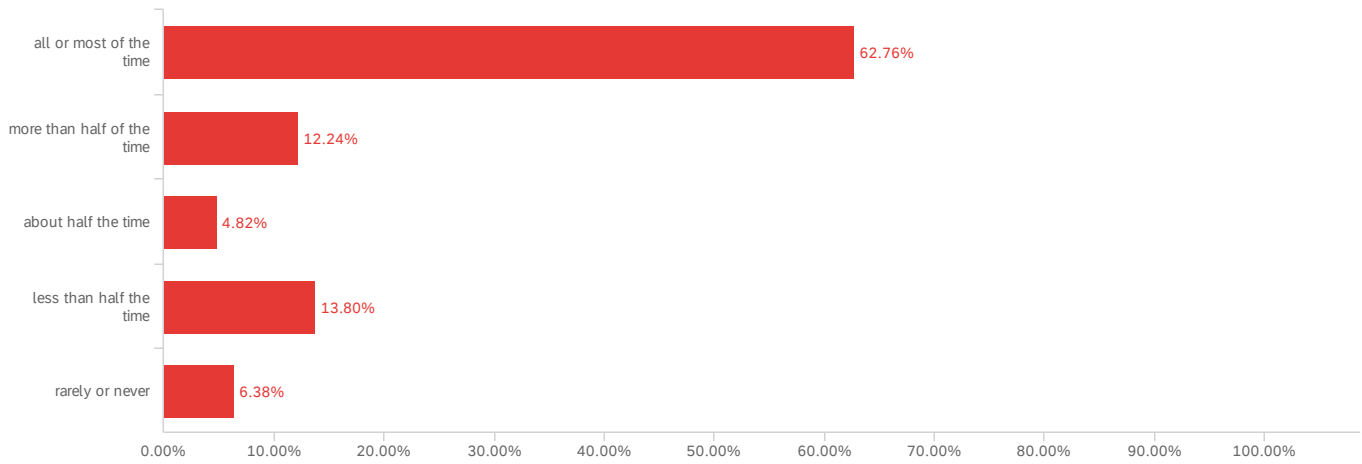
#	Field	Choice Count
4	PK	1.18% 26
5	K	6.54% 144
6	1	6.81% 150
7	2	6.54% 144
8	3	6.99% 154
9	4	7.85% 173
10	5	7.22% 159

#	Field	Choice Count
11	6	7.26% 160
12	7	6.99% 154
13	8	7.31% 161
14	9	9.21% 203
15	10	9.12% 201
16	11	8.62% 190
17	12	8.35% 184

2203

Showing rows 1 - 15 of 15

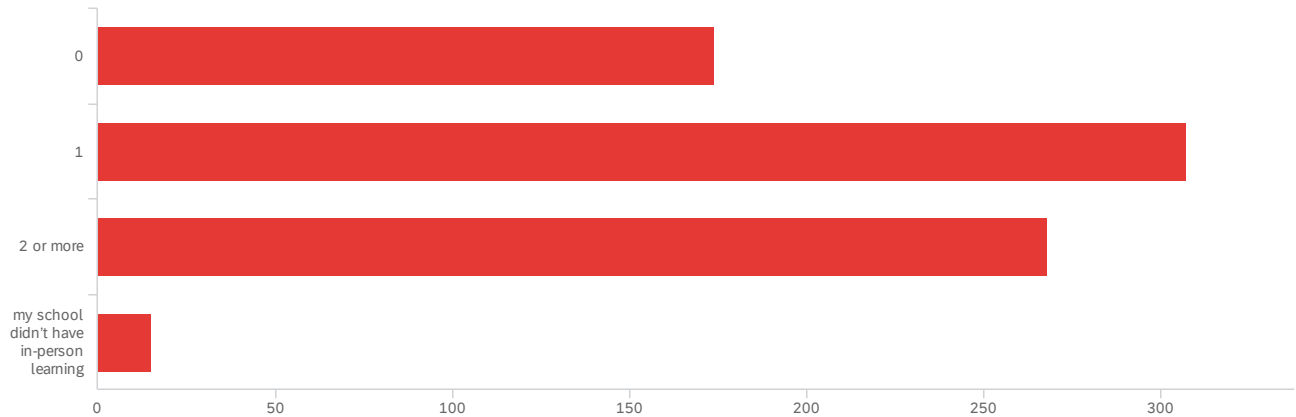
So far during this school year, I have been able to instruct students in-person:



#	Field	Choice Count
1	all or most of the time	62.76% 482
2	more than half of the time	12.24% 94
3	about half the time	4.82% 37
4	less than half the time	13.80% 106
5	rarely or never	6.38% 49
		768

Showing rows 1 - 6 of 6

How many times were you required to switch from in-person instruction to remote learning due to potential COVID exposure (e.g., Due to you or another teacher being exposed, too many student cases, school being closed,)?



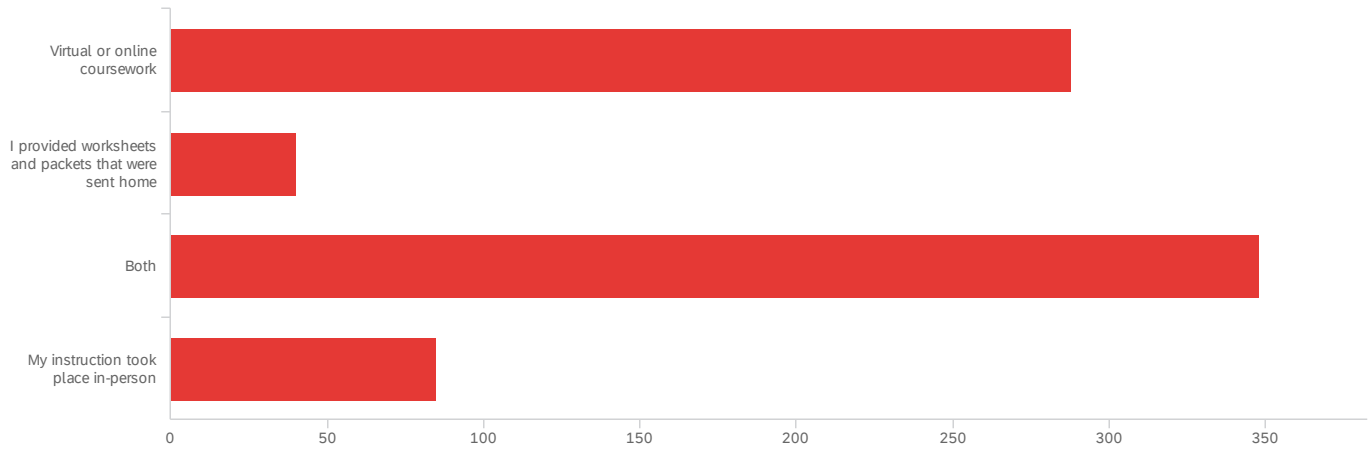
#	Field	Choice Count
1	0	22.77% 174
2	1	40.18% 307
3	2 or more	35.08% 268
4	my school didn't have in-person learning	1.96% 15

764

Showing rows 1 - 5 of 5

During the times I had to instruct students from home or remotely, I provided students

with:

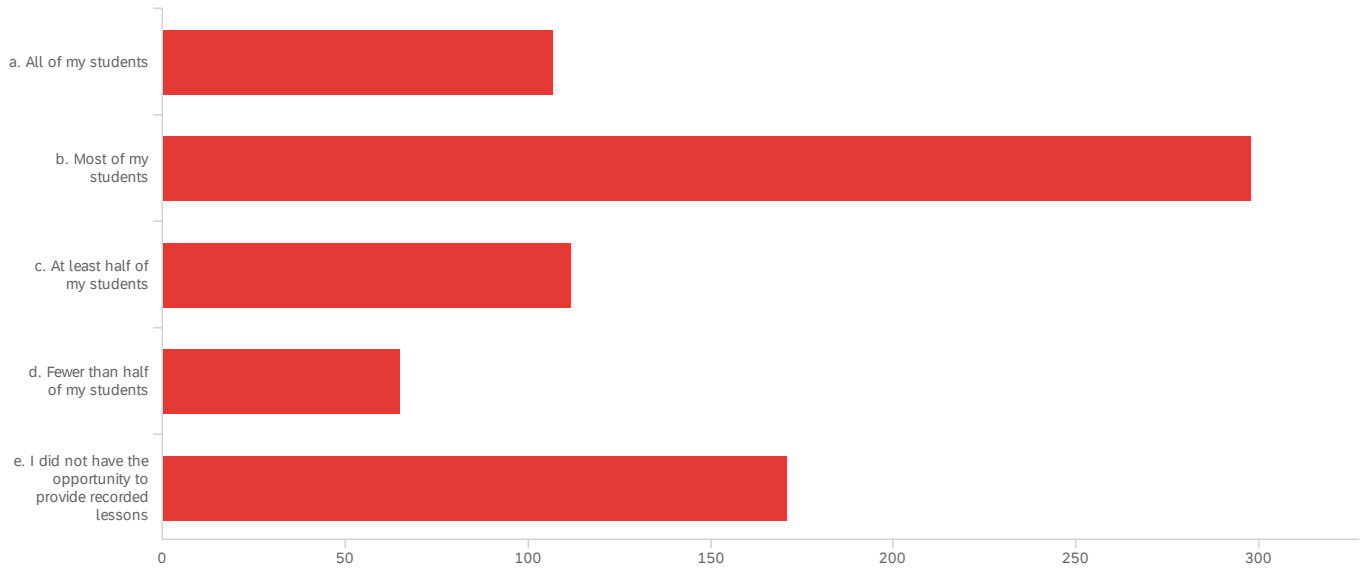


#	Field	Choice Count
4	Virtual or online coursework	37.84% 288
5	I provided worksheets and packets that were sent home	5.26% 40
6	Both	45.73% 348
7	My instruction took place in-person	11.17% 85

761

Showing rows 1 - 5 of 5

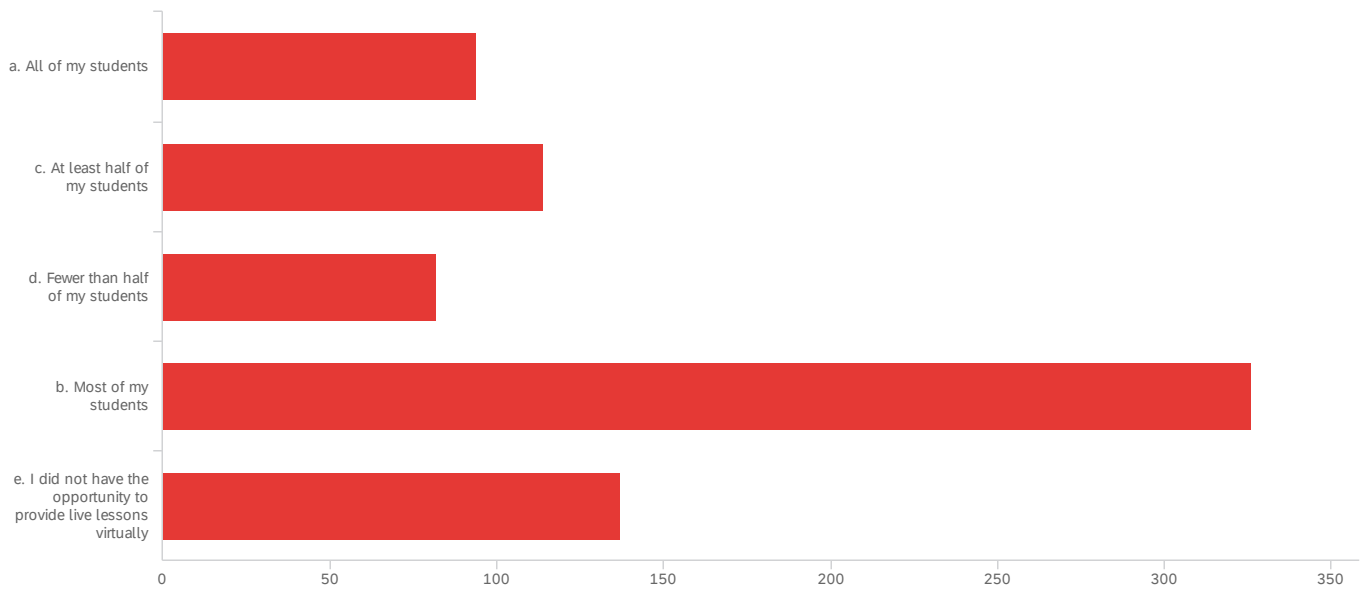
How many of your students were able to access recorded lessons online without any issues?



#	Field	Choice Count
1	a. All of my students	14.21% 107
2	b. Most of my students	39.58% 298
3	c. At least half of my students	14.87% 112
4	d. Fewer than half of my students	8.63% 65
5	e. I did not have the opportunity to provide recorded lessons	22.71% 171
		753

Showing rows 1 - 6 of 6

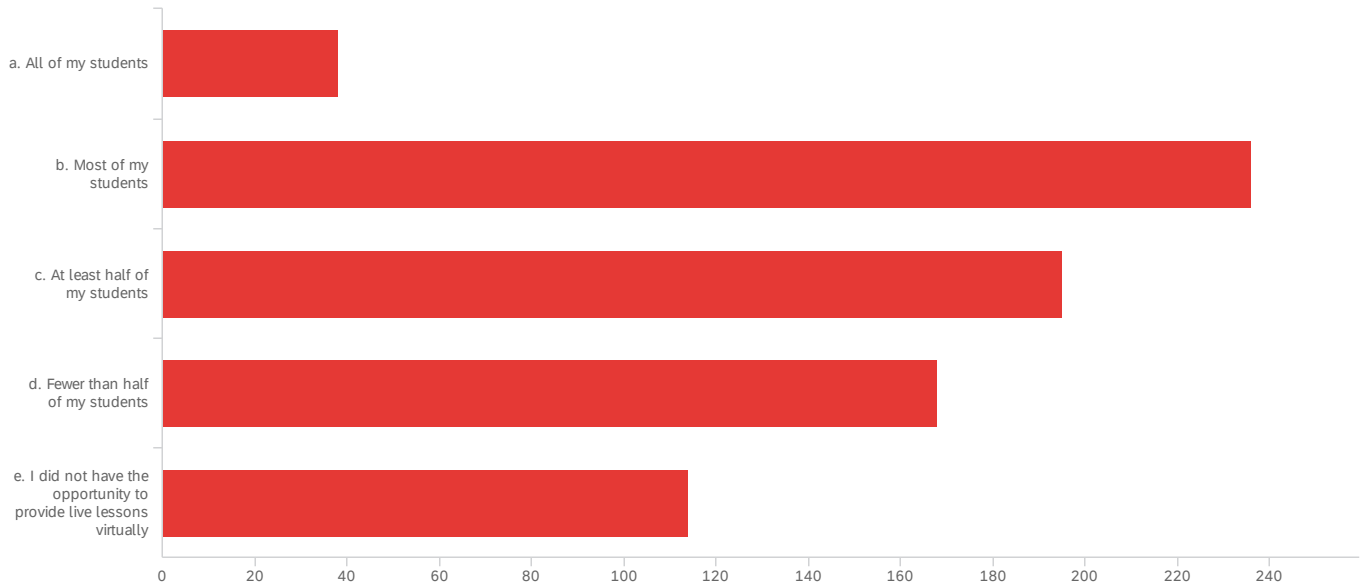
## How many of your students were able to access live lessons without any problem?



#	Field	Choice Count
1	a. All of my students	12.48% 94
2	c. At least half of my students	15.14% 114
3	d. Fewer than half of my students	10.89% 82
4	b. Most of my students	43.29% 326
5	e. I did not have the opportunity to provide live lessons virtually	18.19% 137
		753

Showing rows 1 - 6 of 6

# How many of your students were generally engaged in their learning during your live lessons?

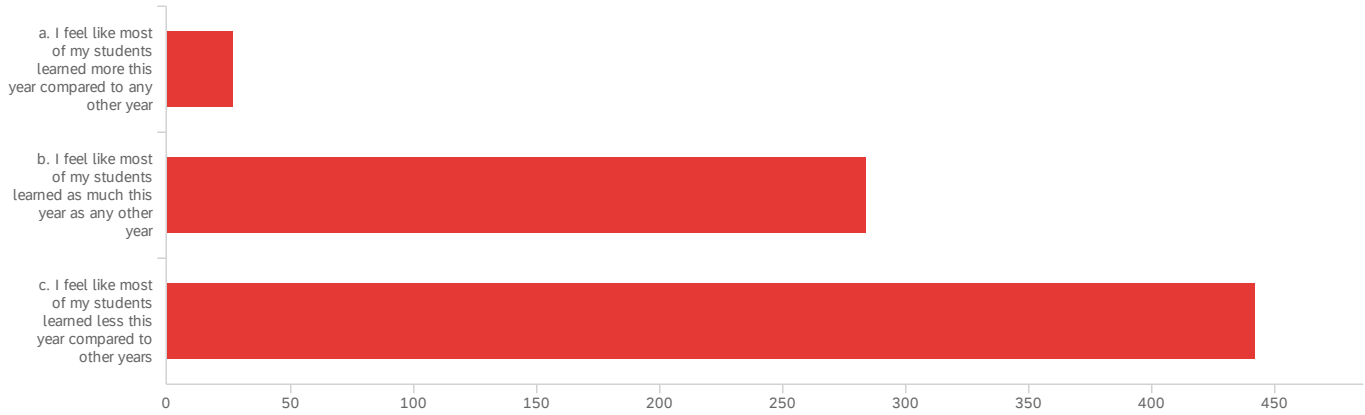


#	Field	Choice Count
1	a. All of my students	5.06% 38
2	b. Most of my students	31.42% 236
3	c. At least half of my students	25.97% 195
4	d. Fewer than half of my students	22.37% 168
5	e. I did not have the opportunity to provide live lessons virtually	15.18% 114
		751

Showing rows 1 - 6 of 6



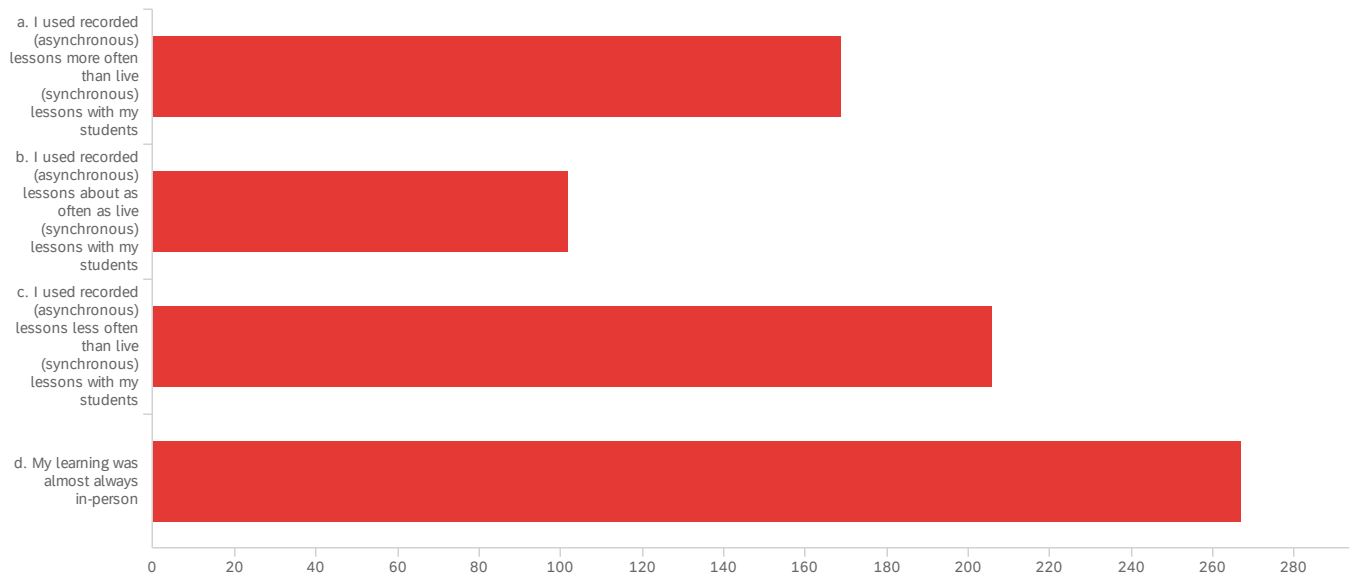
# How much do you believe your students learned this year compared to a typical school year?



#	Field	Choice Count
1	a. I feel like most of my students learned more this year compared to any other year	3.59% 27
2	b. I feel like most of my students learned as much this year as any other year	37.72% 284
3	c. I feel like most of my students learned less this year compared to other years	58.70% 442
		753

Showing rows 1 - 4 of 4

## On the days I participated in learning virtually...

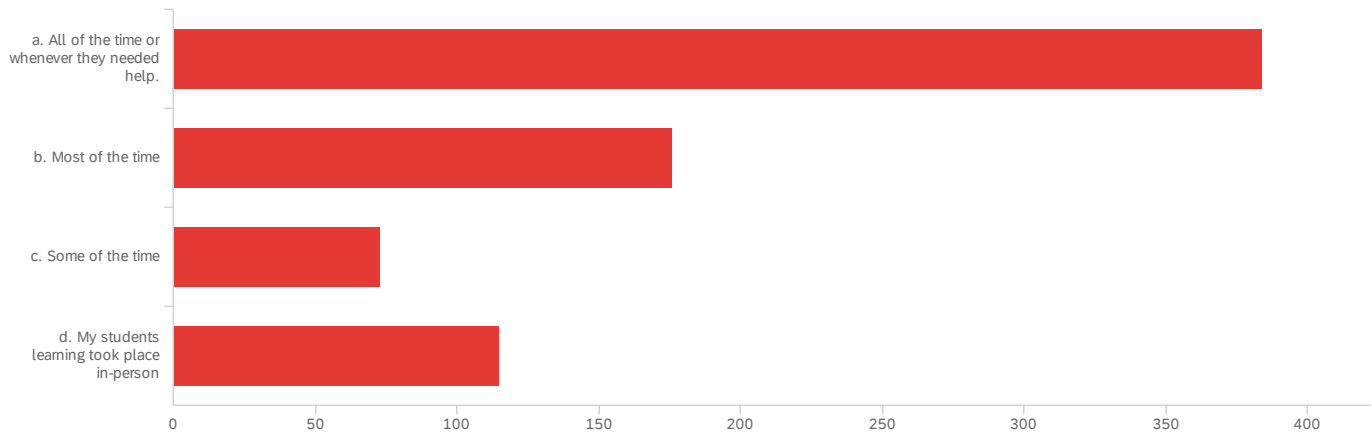


#	Field	Choice Count
1	a. I used recorded (asynchronous) lessons more often than live (synchronous) lessons with my students	22.72% 169
2	b. I used recorded (asynchronous) lessons about as often as live (synchronous) lessons with my students	13.71% 102
3	c. I used recorded (asynchronous) lessons less often than live (synchronous) lessons with my students	27.69% 206
4	d. My learning was almost always in-person	35.89% 267

744

Showing rows 1 - 5 of 5

On the days I taught virtually, my students were able to request individual help from me:

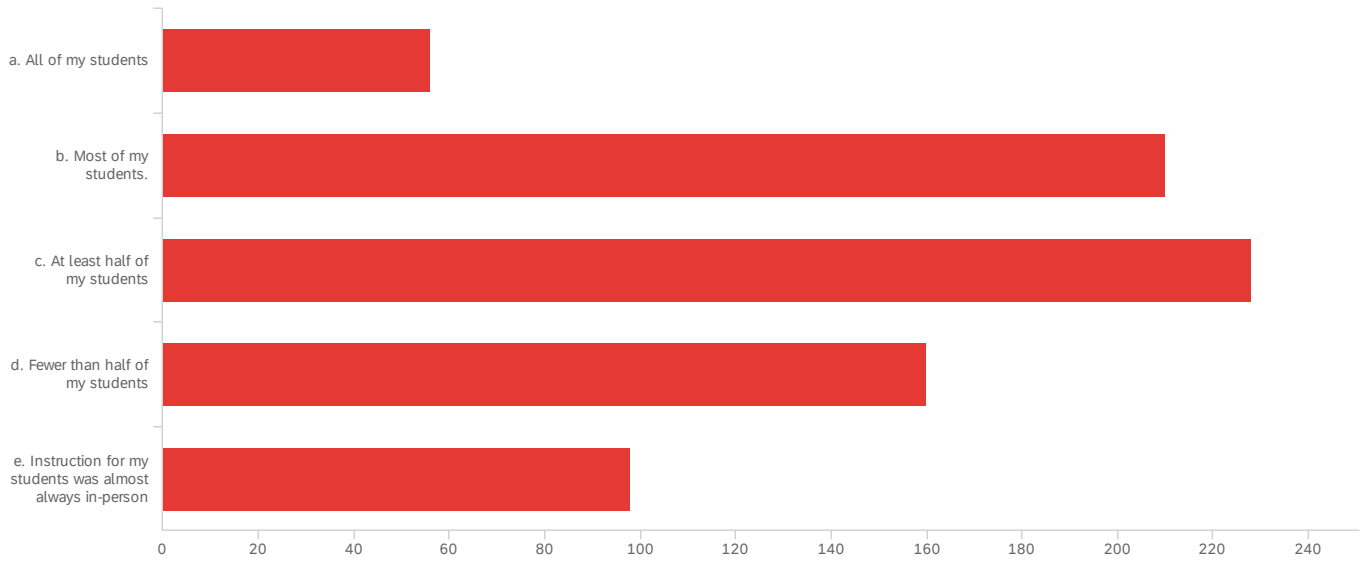


#	Field	Choice Count
1	a. All of the time or whenever they needed help.	51.34% 384
2	b. Most of the time	23.53% 176
3	c. Some of the time	9.76% 73
4	d. My students learning took place in-person	15.37% 115

748

Showing rows 1 - 5 of 5

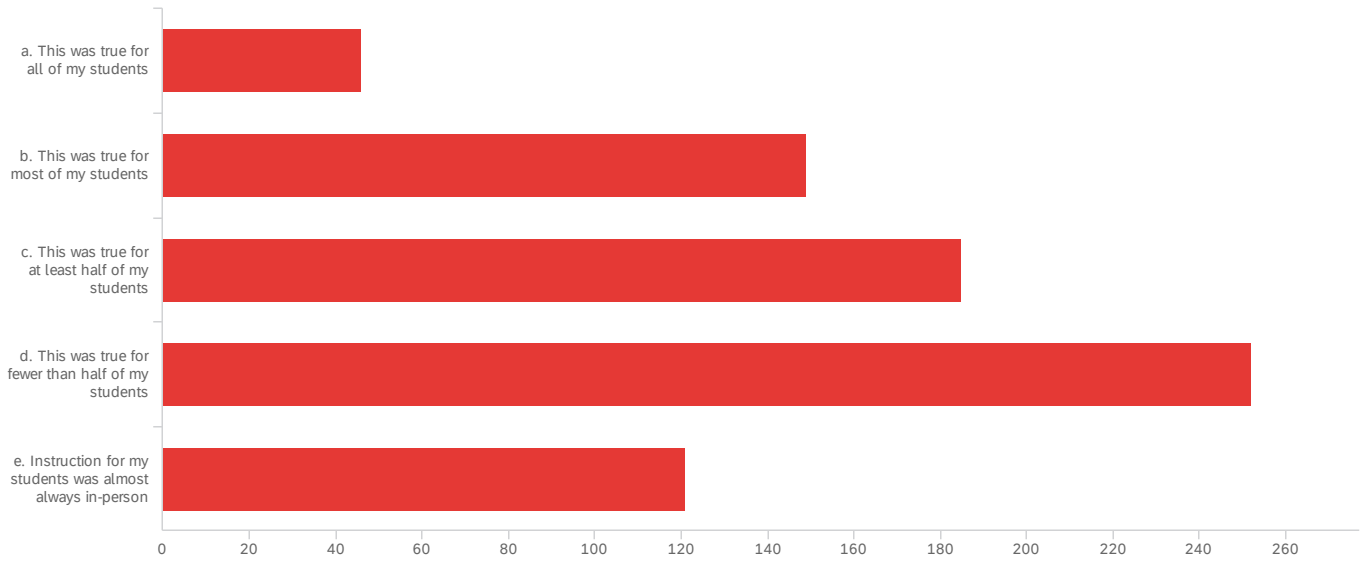
In general, from what you could tell, how many of your students had access to a physical environment that allowed them to focus on their learning?



#	Field	Choice Count
1	a. All of my students	7.45% 56
2	b. Most of my students.	27.93% 210
3	c. At least half of my students	30.32% 228
4	d. Fewer than half of my students	21.28% 160
5	e. Instruction for my students was almost always in-person	13.03% 98
		752

Showing rows 1 - 6 of 6

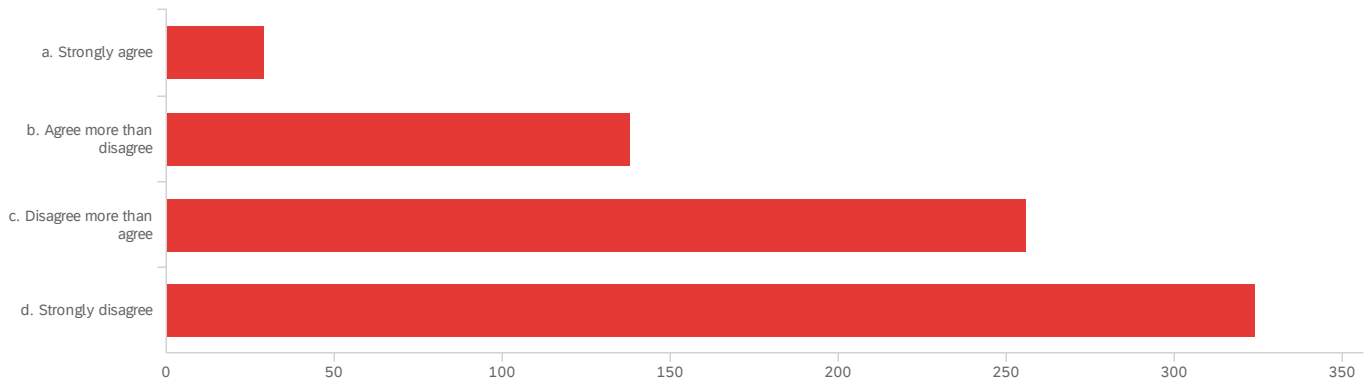
In general, it appeared that an adult was available most the time if my students needed help with remote learning.



#	Field	Choice Count
1	a. This was true for all of my students	6.11% 46
2	b. This was true for most of my students	19.79% 149
3	c. This was true for at least half of my students	24.57% 185
4	d. This was true for fewer than half of my students	33.47% 252
5	e. Instruction for my students was almost always in-person	16.07% 121
		753

Showing rows 1 - 6 of 6

# Teaching my students this year felt like teaching any other year.

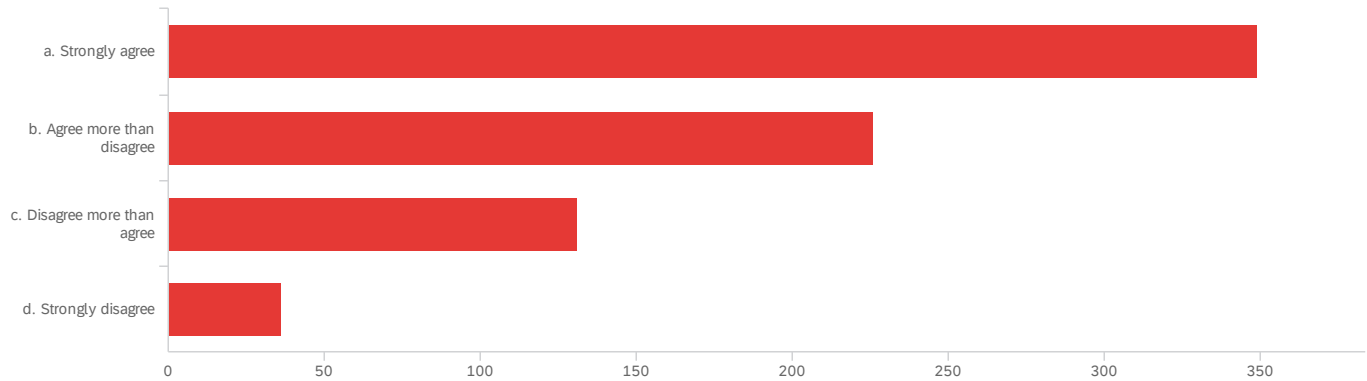


#	Field	Choice Count
1	a. Strongly agree	3.88% 29
2	b. Agree more than disagree	18.47% 138
3	c. Disagree more than agree	34.27% 256
4	d. Strongly disagree	43.37% 324

747

Showing rows 1 - 5 of 5

The social distancing requirements, sanitizing, and having to wear a mask made it more difficult to teach my students this year.

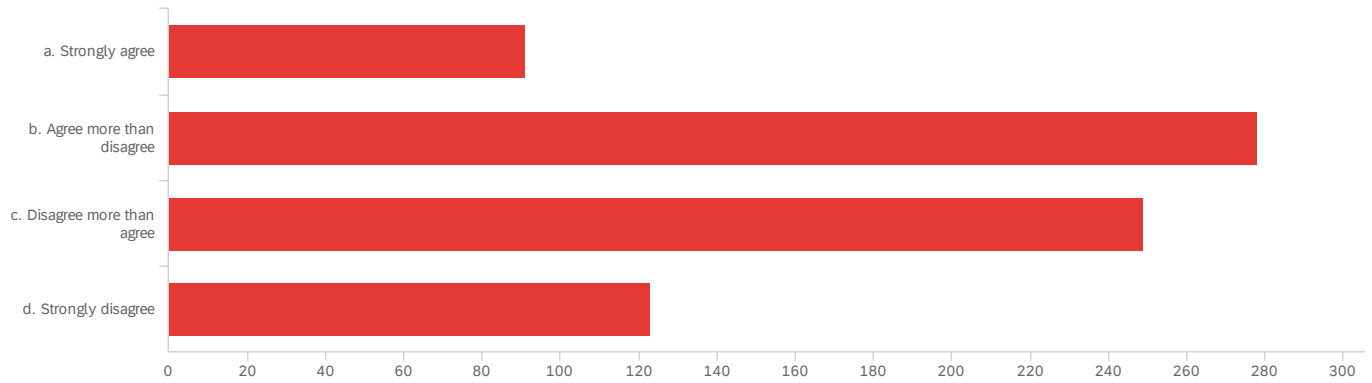


#	Field	Choice Count
1	a. Strongly agree	47.04% 349
2	b. Agree more than disagree	30.46% 226
3	c. Disagree more than agree	17.65% 131
4	d. Strongly disagree	4.85% 36

742

Showing rows 1 - 5 of 5

I received helpful professional learning opportunities to help me provide high-quality in-person instruction while socially-distanced and masked.

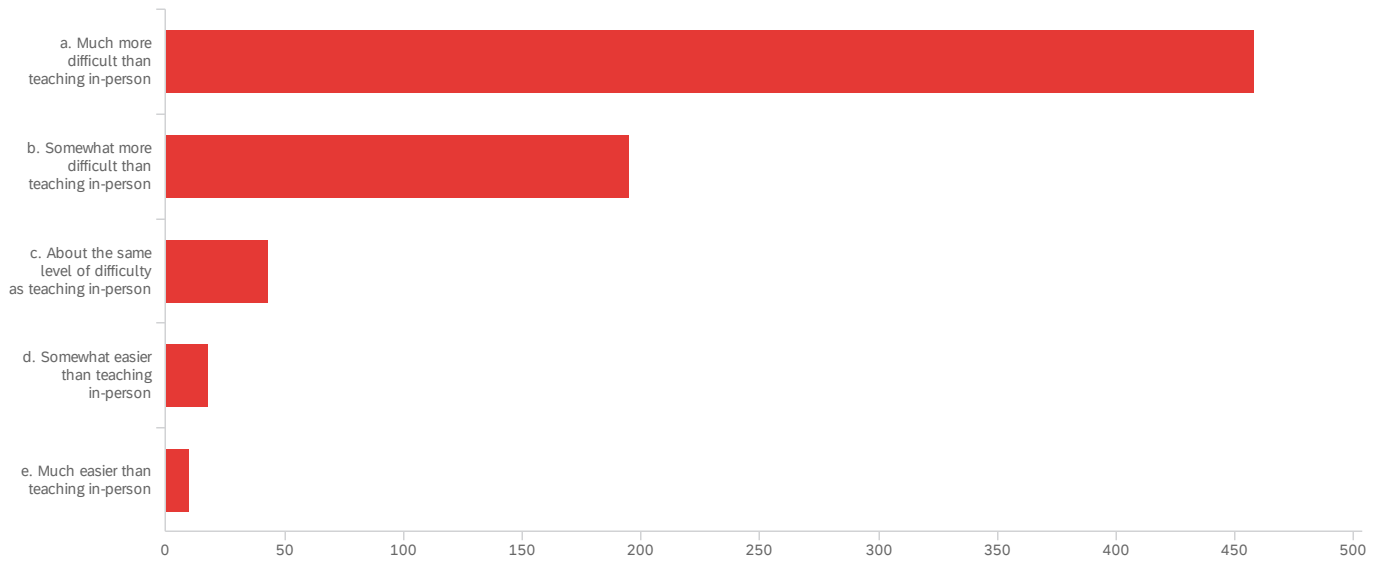


#	Field	Choice Count
1	a. Strongly agree	12.28% 91
2	b. Agree more than disagree	37.52% 278
3	c. Disagree more than agree	33.60% 249
4	d. Strongly disagree	16.60% 123
		741

Showing rows 1 - 5 of 5



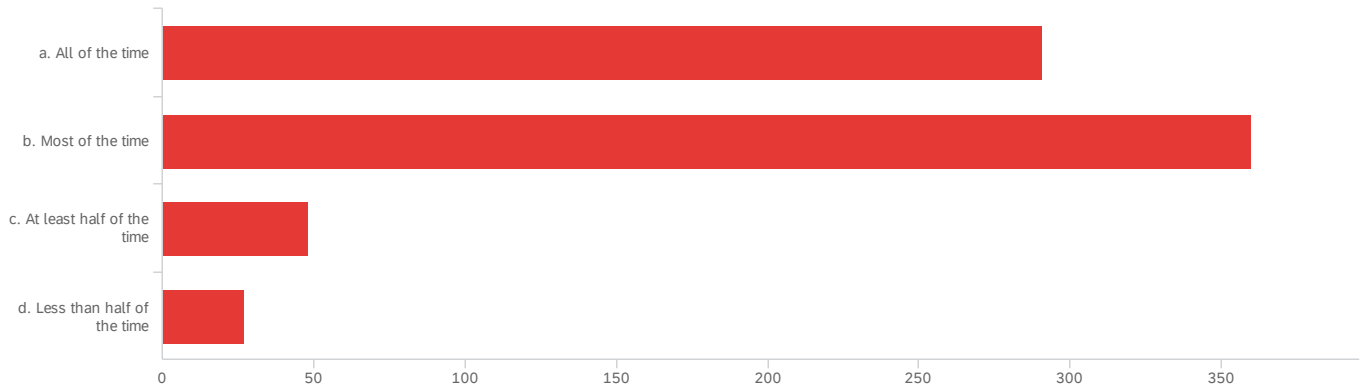
## Teaching my students remotely this year was:



#	Field	Choice Count
1	a. Much more difficult than teaching in-person	63.26% 458
2	b. Somewhat more difficult than teaching in-person	26.93% 195
3	c. About the same level of difficulty as teaching in-person	5.94% 43
4	d. Somewhat easier than teaching in-person	2.49% 18
5	e. Much easier than teaching in-person	1.38% 10
		724

Showing rows 1 - 6 of 6

For the days that I was responsible for offering remote instruction, I had good internet access:

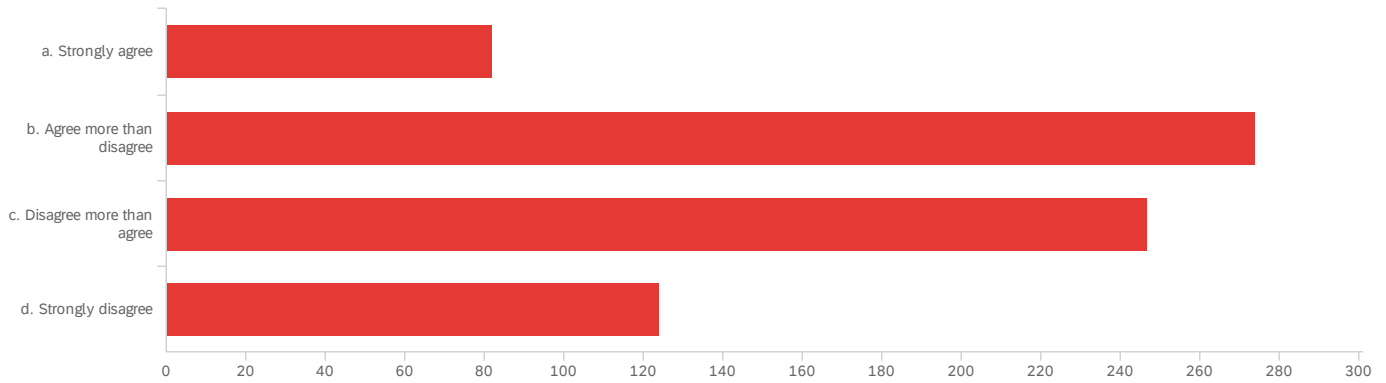


#	Field	Choice Count
1	a. All of the time	40.08% 291
2	b. Most of the time	49.59% 360
3	c. At least half of the time	6.61% 48
4	d. Less than half of the time	3.72% 27

726

Showing rows 1 - 5 of 5

I received helpful professional learning opportunities to help me provide high-quality remote instruction for my students this year.



#	Field	Choice Count
1	a. Strongly agree	11.28% 82
2	b. Agree more than disagree	37.69% 274
3	c. Disagree more than agree	33.98% 247
4	d. Strongly disagree	17.06% 124

727

Showing rows 1 - 5 of 5

**End of Report**