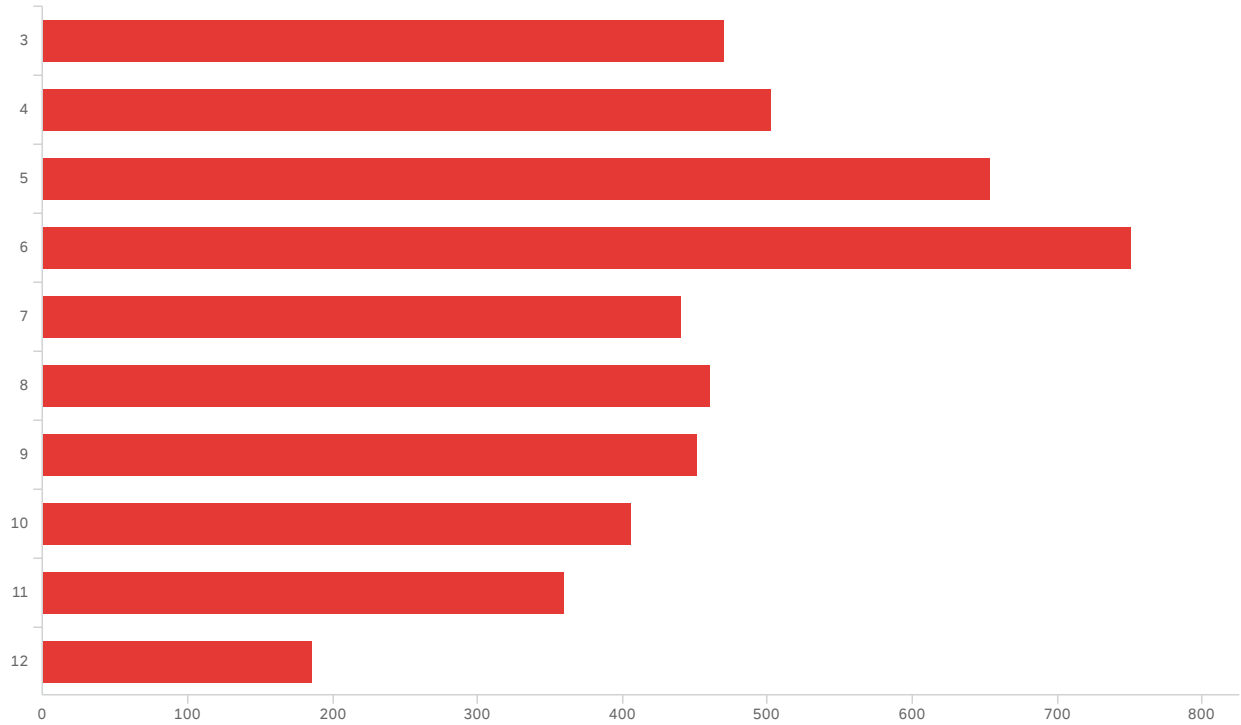


# OTL Results

OTL Student

May 21, 2021 10:45 PM MDT

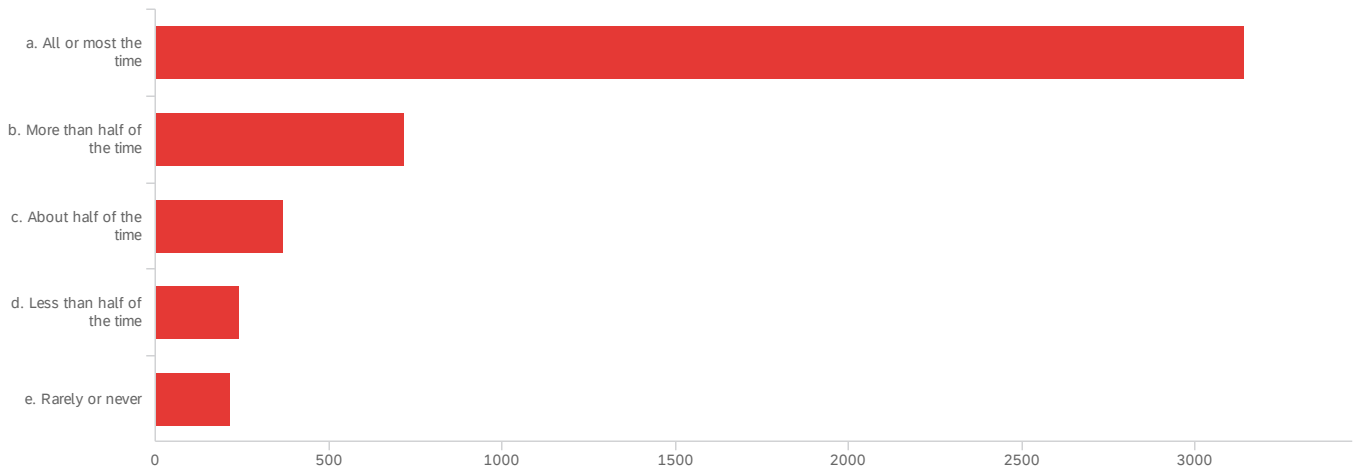
What grade are you in?



#	Field	Choice Count
1	3	10.03% 470
2	4	10.74% 503
3	5	13.96% 654
4	6	16.03% 751
5	7	9.42% 441
6	8	9.84% 461
7	9	9.65% 452
8	10	8.67% 406
9	11	7.69% 360
10	12	3.97% 186

4684

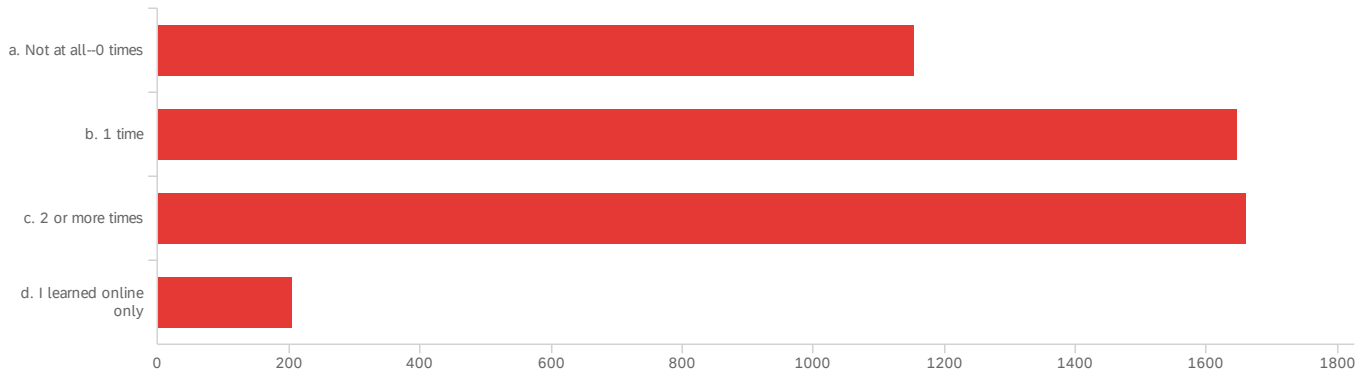
## So far during this school year, I have been in school in-person



#	Field	Choice Count
1	a. All or most the time	67.07% 3142
2	b. More than half of the time	15.33% 718
3	c. About half of the time	7.88% 369
4	d. Less than half of the time	5.12% 240
5	e. Rarely or never	4.61% 216
		4685

Showing rows 1 - 6 of 6

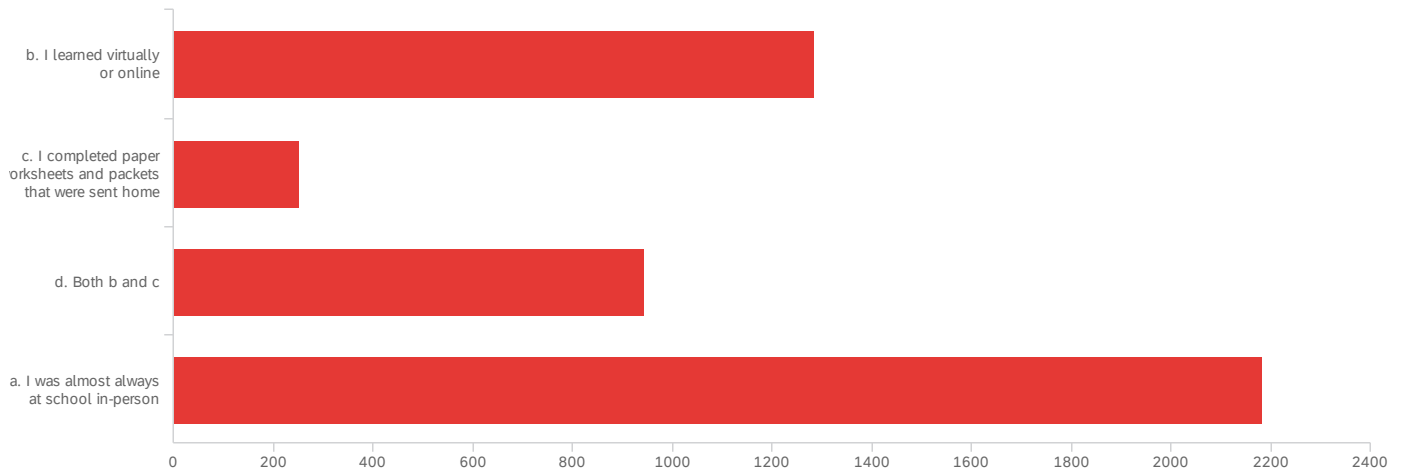
# How many times did a quarantine require you to stay home from in-person learning at school?



#	Field	Choice Count
1	a. Not at all--0 times	24.73% 1155
2	b. 1 time	35.29% 1648
3	c. 2 or more times	35.57% 1661
5	d. I learned online only	4.41% 206
		4670

Showing rows 1 - 5 of 5

Q6 - During the times I was learning from home or remotely, and was not in a school,



#	Field	Choice Count
1	b. I learned virtually or online	27.56% 1285
2	c. I completed paper worksheets and packets that were sent home	5.41% 252
3	d. Both b and c	20.23% 943
4	a. I was almost always at school in-person	46.80% 2182

4662

Showing rows 1 - 5 of 5

# Learning this year felt like learning any other year



■ a. Agree ■ b. Disagree

#	Field	Choice Count
1	a. Agree	35.06% 1635
2	b. Disagree	64.94% 3029

4664

Showing rows 1 - 3 of 3

The social distancing requirements, sanitizing, and having to wear a mask made it harder to learn



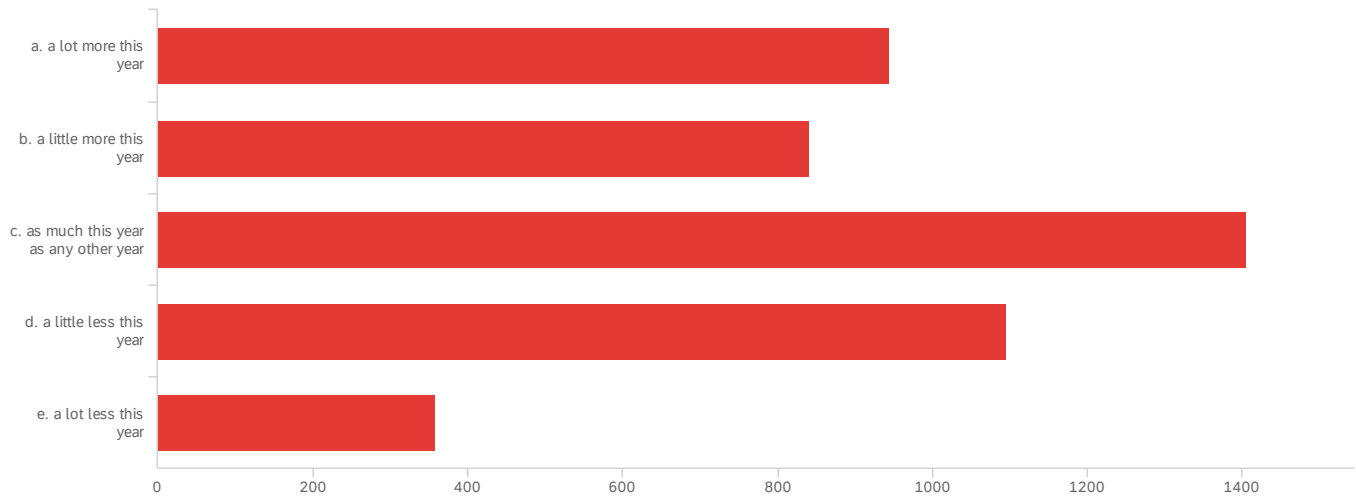
■ a. Agree ■ b. Disagree

#	Field	Choice Count
1	a. Agree	59.38% 2766
2	b. Disagree	40.62% 1892

4658

Showing rows 1 - 3 of 3

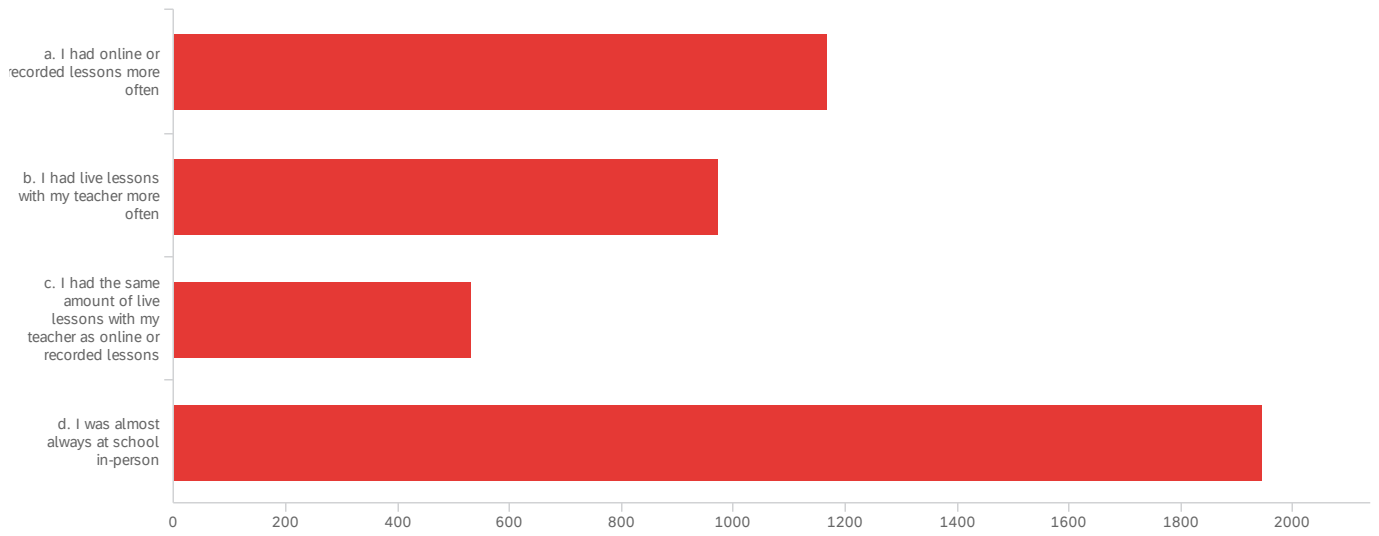
# How much have you learned this year compared to typical school years?



#	Field	Choice Count
1	a. a lot more this year	20.34% 945
2	b. a little more this year	18.11% 841
3	c. as much this year as any other year	30.25% 1405
4	d. a little less this year	23.60% 1096
5	e. a lot less this year	7.71% 358
		4645

Showing rows 1 - 6 of 6

## On the days I participated in learning virtually...



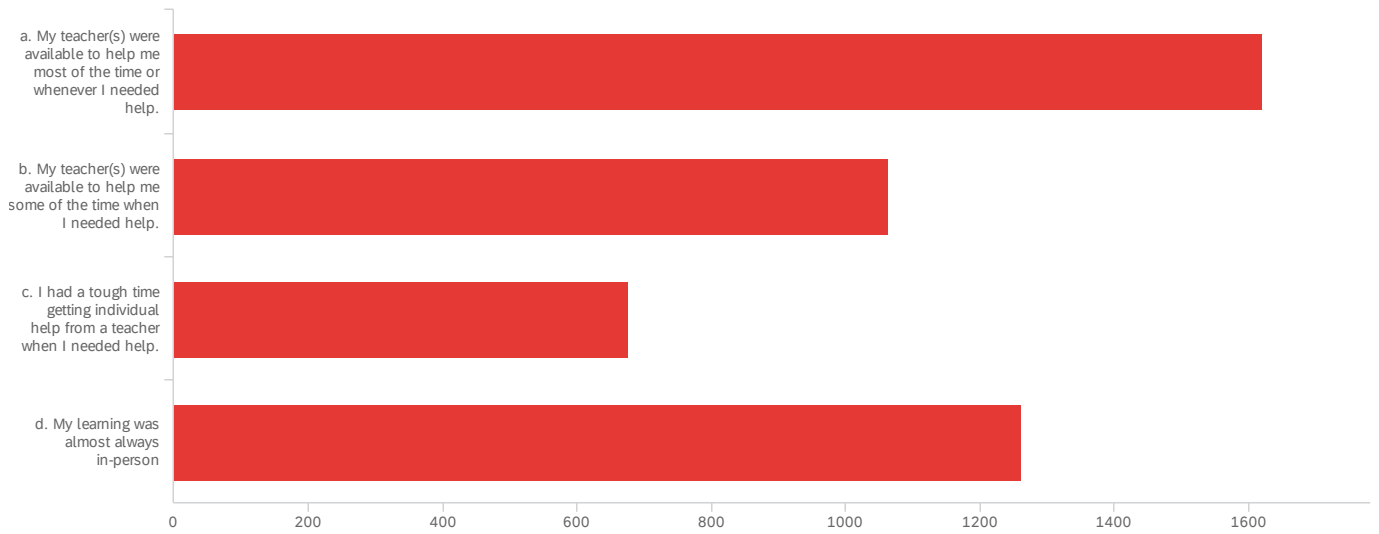
#	Field	Choice Count
1	a. I had online or recorded lessons more often	25.30% 1168
2	b. I had live lessons with my teacher more often	21.07% 973
3	c. I had the same amount of live lessons with my teacher as online or recorded lessons	11.50% 531
4	d. I was almost always at school in-person	42.13% 1945

4617

Showing rows 1 - 5 of 5



## On the days I participated in learning virtually...

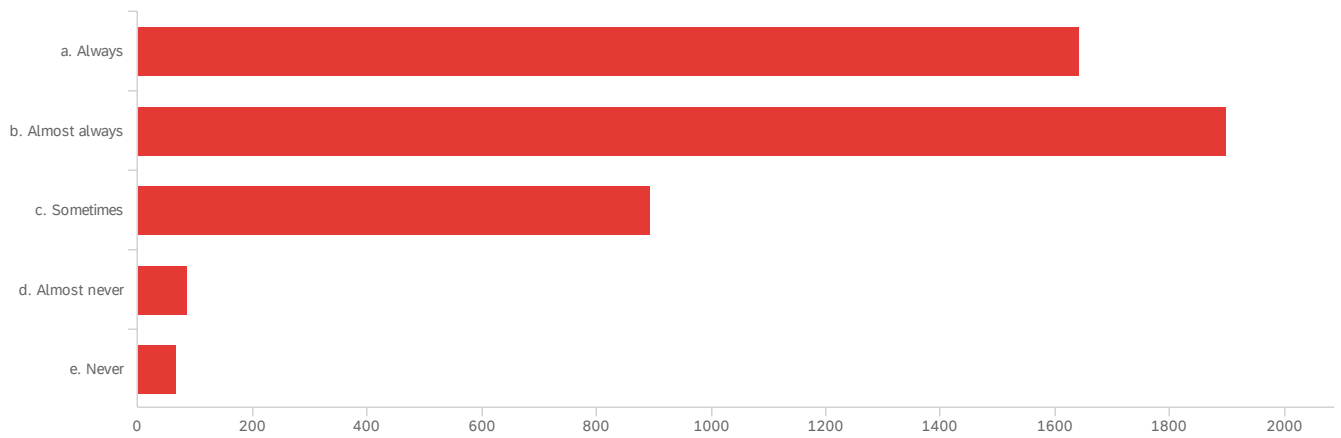


#	Field	Choice Count
1	a. My teacher(s) were available to help me most of the time or whenever I needed help.	35.05% 1620
2	b. My teacher(s) were available to help me some of the time when I needed help.	23.00% 1063
3	c. I had a tough time getting individual help from a teacher when I needed help.	14.65% 677
4	d. My learning was almost always in-person	27.30% 1262

4622

Showing rows 1 - 5 of 5

# I had good internet access

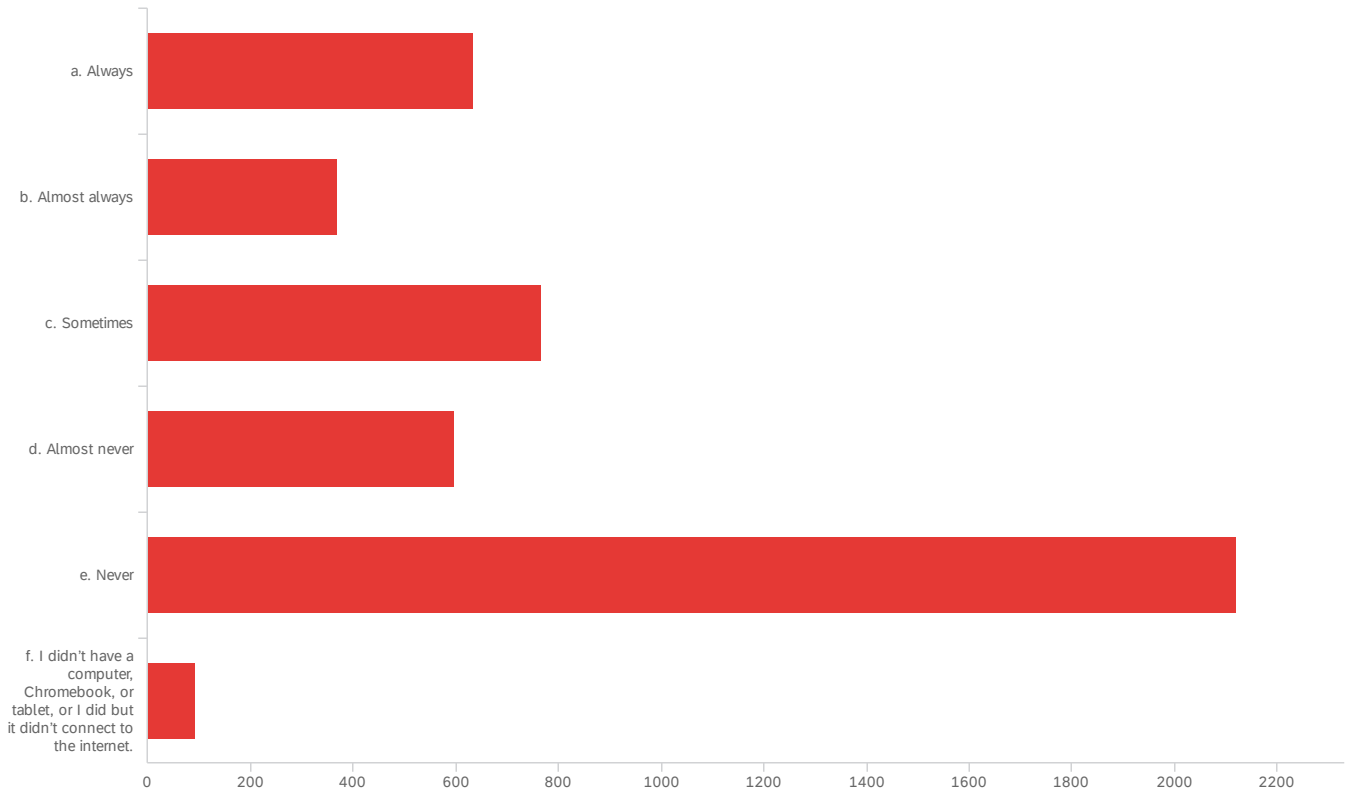


#	Field	Choice Count
1	a. Always	35.80% 1643
2	b. Almost always	41.38% 1899
3	c. Sometimes	19.48% 894
4	d. Almost never	1.87% 86
5	e. Never	1.46% 67
		4589

Showing rows 1 - 6 of 6

## Q13 - The computer, Chromebook, or tablet that connected to the internet that I used

was also shared with someone else.



#	Field	Choice Count
1	a. Always	13.86% 635
2	b. Almost always	8.06% 369
3	c. Sometimes	16.75% 767
4	d. Almost never	13.03% 597
5	e. Never	46.29% 2120
6	f. I didn't have a computer, Chromebook, or tablet, or I did but it didn't connect to the internet.	2.01% 92

4580

Showing rows 1 - 7 of 7

**End of Report**

