



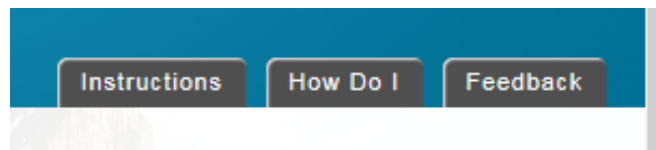
Create an ePass Account

What is ePass Montana?

ePass Montana is a service provided on Montana's official state website, mt.gov, that provides the following benefits to Montana's businesses and citizens:

- Allows access to all authorized eGovernment services with one username and password
- Provides customization options for mt.gov so customers can personalize their services page.
- Shows customers other government services that may be useful to them.
- Grants them access into federal government services for which they are authorized

If you need assistance at any time, click on the **How Do I** link or the **Instructions** link located on each screen. If you would prefer to talk to an individual, please call 406-444-2000 and someone there will be able to assist you. The Help Desk hours for this web site are 8:00 a.m. to 5:00 p.m., Monday through Friday.



You may also choose to click on the **Contact Us** link at the bottom of the page. This allows the user to provide feedback on the services and content of the mt.gov web pages.

CONTACT MT.GOV 828 GREAT NORTHERN BLVD STE 2A HELENA, MT 59601 OFFICE (406)449-3468 FAX (406)495-0464 CONTACT US	SERVICES <ul style="list-style-type: none">• ONLINE SERVICES• UNEMPLOYMENT INSURANCE FOR YOU <ul style="list-style-type: none">• CANDIDATE FILING LISTS• VEHICLE REGISTRATION RENEWAL SERVICE	
PRIVACY & SECURITY	ACCESSIBILITY	MONTANA.GOV OFFICIAL STATE WEBSITE

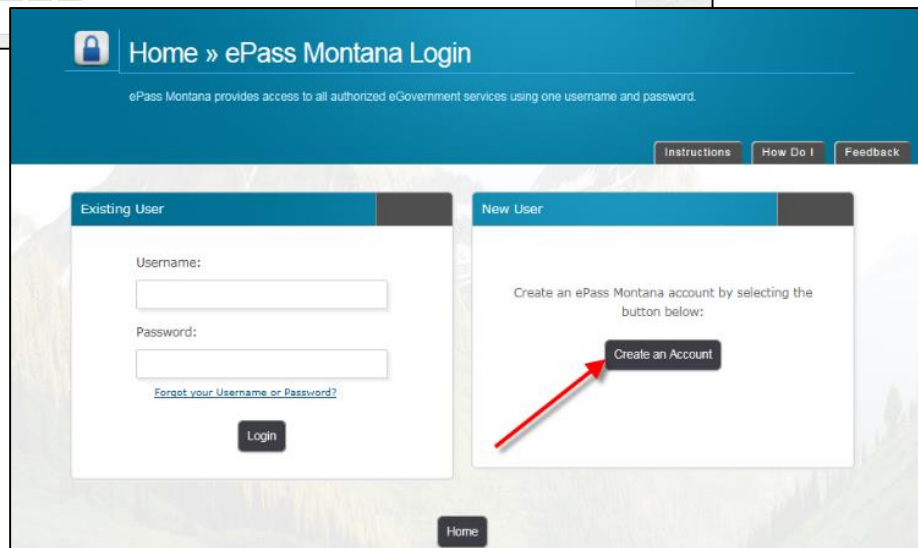
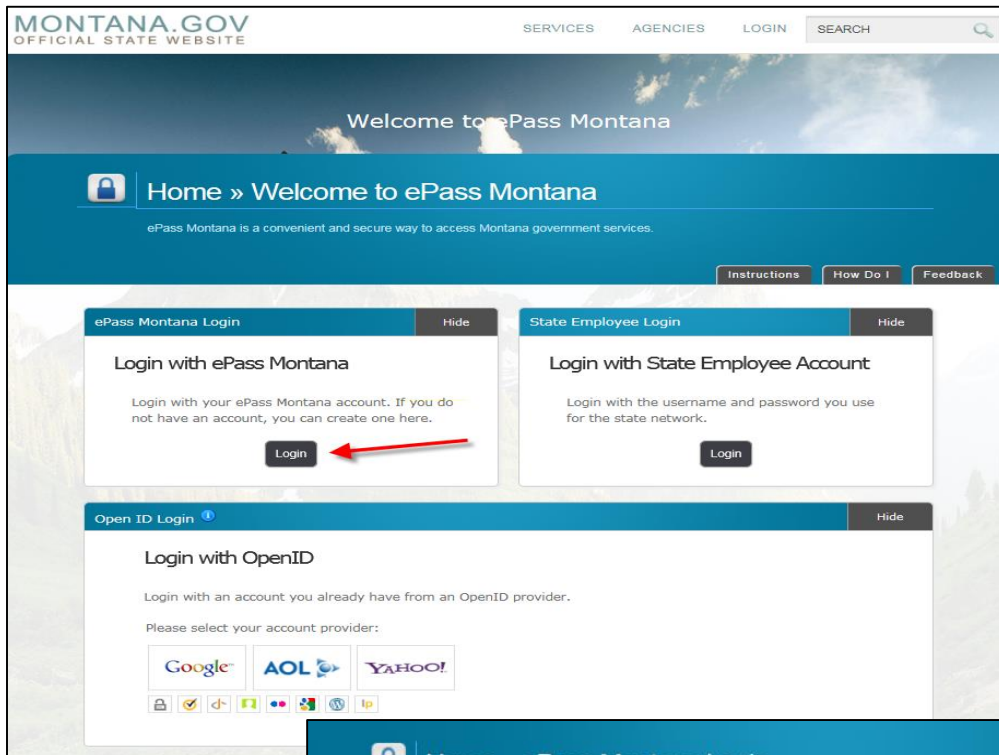
Setup an ePass account

The first step in using ePass is to create a user account.

Open your web browser (Internet Explorer, Firefox, etc.) and go to: <http://epass.mt.gov>

If you do not have an ePass account:

Click the **Login** button on the left and then the **Create an Account** button on right side of the next page.



Follow the instructions for entering all required information including a username and password.

The screenshot shows the Montana.gov account creation interface. At the top left is the logo "MONTANA.GOV OFFICIAL STATE WEBSITE". To the right are navigation links for "SERVICES", "AGENCIES", "LOGIN", and a "SEARCH" box with a magnifying glass icon. Below the navigation is a light blue banner with the text: "Important – About your username and password: Username must be at least 6 characters long, password must be at least 8 characters long, password must use both letters and numbers, password must be different than your username, password is case sensitive." Below this banner are two buttons: "Cancel" and "Save Changes".

The form is divided into four main sections:

- Personal Information:** Includes fields for *First Name, *Last Name, Daytime Phone, *Primary Email, *Verify Primary Email, and Alternate Email.
- ePass Montana ID Details:** Includes fields for *Username, *Password, *Verify Password, and *Password Hint.
- Security Info:** Includes a note: "For your protection, these questions will help us verify your identity in the future." and three security questions, each with a dropdown menu labeled "Choose one ..." and a text input field.
- Registered User Information:** Includes a note: "If you have a Registered User account, please provide your Registered User login information. [What is a Registered User account?](#)" and fields for Registered User Login and Registered User Password.

At the bottom of the form are two buttons: "Cancel" and "Save Changes".

After setting up your account, you will either be taken to your customizable portal page, or to the service you were logging into, depending where you began.