



# Renewal Unit Provider Annual Report

---

July 2019 – June 2020

Report Created by:

Carli Cockrell, OPI Professional Learning Coordinator

Marjorie O'Rourke, OPI Professional Learning Data Specialist

Contents

Renewal Unit Provider System Overview ..... 3

Provider Criteria and Requirements ..... 3

Data Analysis ..... 3

Fiscal 2020 Provider Report Summary ..... 4

    Renewal Unit Activities Per Provider Category ..... 4

    Renewal Units Issued Per Provider Category ..... 5

    Certificates Issued Per Provider Category ..... 5

Appendix – Renewal Unit Provider System Data Tables ..... 6

    County Superintendents ..... 6

    Government Agencies ..... 6

    Professional Education Associations ..... 7

    School Districts ..... 12

    Universities and Colleges ..... 15

## Renewal Unit Provider System Overview

The Renewal Unit Provider System is used by approved renewal unit providers to report renewal unit activities to the Office of Public Instruction. The data gathered in the system includes the activity title, the date(s) and location(s) of the activity, and the number of participants. Certificates are generated from the information entered into the Renewal Unit Provider System by the approved renewal unit provider.

The management of the Renewal Unit Provider System and its processes transitioned from the Licensure division to the Professional Learning team within the Standards, Instruction, and Professional Learning unit in the Teaching and Learning Division during the summer of 2020. Additional information related to Professional Learning and the Renewal Unit Provider System can be found on the [OPI Professional Learning website](#).

## Provider Criteria and Requirements

Per the [Administrative Rule of Montana 10.57.216 Approved Renewal Activity](#), “organizations wishing to offer professional development activities for the award of renewal units must receive approval from the Superintendent of Public Instruction prior to offering activities.” Status as an approved provider will continue as long as the provider meets the following guidelines by:

- Providing activities deemed appropriate for professional development in compliance with ARM [10.55.714](#) and [10.57.215](#),
- Following the renewal unit activity certificate reporting process, and
- Maintaining records of all professional development activity for which renewal unit certificates were awarded for five years following the date of completion.

All providers are assigned provider categories for reporting. The categories are: County Superintendents, Government Agencies, Professional Education Associations, School Districts, Tribal, and Universities and Colleges.

## Data Analysis

The data for this report includes all renewal unit activities entered into the Renewal Unit Provider System with an end date between July 1, 2019 and June 30, 2020 (FY2020). Professional learning providers that did not issue OPI Renewal Unit Certificates during the time period were omitted from this report. For a complete list of approved OPI Renewal Unit Providers, please see the [Approved Renewal Unit Provider Directory](#).

As of the date of this report, providers are required to report the following data points to the OPI:

- Title of the Activity
- Instructor’s Name
- Starting and Ending Dates of the Activity
- Location of the Activity
- Number of Hours
- Number of Certificates Issued

The current data points collected in the Renewal Unit Provider System is limited, and an upgrade is necessary in order to better align the data points with current Administrative Rules of Montana. The Renewal Unit Provider

System will be upgraded in during the fiscal year of 2021 to require approved renewal activity providers to provide a brief description of the renewal unit activity per [Administrative Rule of Montana 10.57.216 Approved Renewal Activity](#). The enhancements will allow Professional Learning staff to analyze the data to better identify professional learning gaps and trends across the state. The enhancements and revised processes will also improve data reporting accuracy. Additional information about the enhancements will be made available on the [Professional Learning website](#), along with announcements in the [Professional Learning Provider Insider newsletter](#).

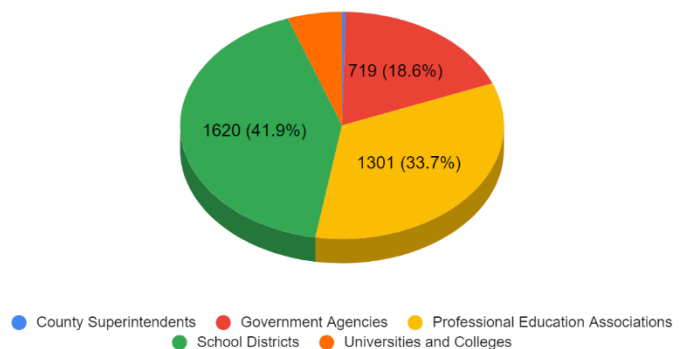
## Fiscal 2020 Provider Report Summary

A total of 312 providers conducted 3,864 renewal unit activities. The 3,864 activities were cumulatively worth 26,705 renewal units. The number of certificates issued throughout FY2020 was 68,729. School districts coordinated and provided the majority of the renewal unit activities, renewal units, and certificates issued in the state, however, the OPI Teacher Learning Hub issued the most (7,384) renewal unit certificates of any individual provider between July 1, 2019 and June 30, 2020. The [Teacher Learning Hub Annual Report](#) can be referenced for additional information related to their renewal unit activities. The tables in the Appendix contain individual provider data, such as the number of renewal unit activities, the number of renewal units, and the number of certificates issued per provider. The following graphs demonstrate the percentage of overall renewal unit activities, number of renewal units, and the number of certificates issued per provider category.

### Renewal Unit Activities Per Provider Category

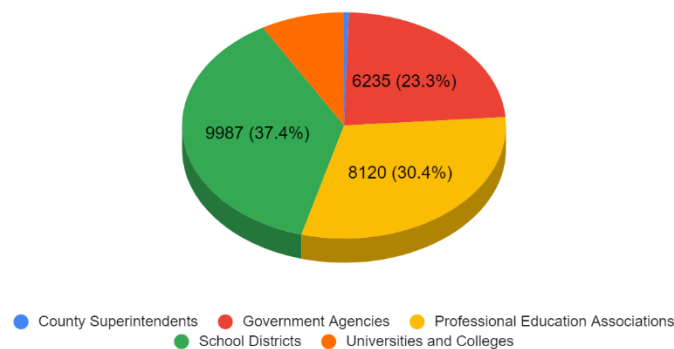
Most of the renewal unit activities in the state are provided or coordinated by schools and school districts. School Districts provided the most renewal unit activities at 41.9%. Professional Education Associations provided 33.7%. Government Agencies, including the OPI and the Teacher Learning Hub provided 18.6% of the activities. Universities and Colleges provided 5.4% and County Superintendents provided 0.4% of the overall renewal unit activities.

Percentage of Activities Per Provider Category



Renewal Units Issued Per Provider Category

Percentage of Renewal Units Issued Per Provider Category

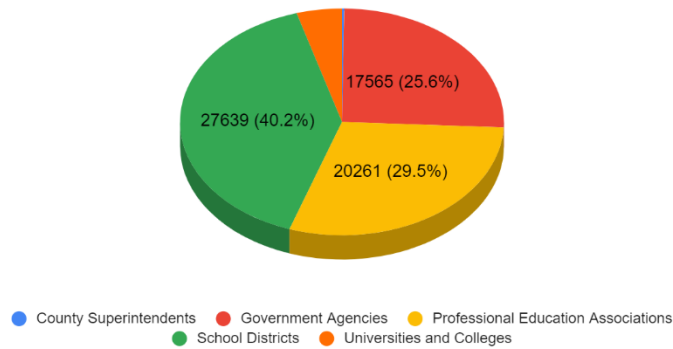


School Districts issued the majority of the renewal units. 37.4% of the overall renewal units issued were from school districts, with 30.4% of the renewal units issued coming from Professional Education Associations. Government agencies, including the OPI and the Teacher Learning Hub issued 23.3% of the renewal units, and Universities and Colleges provided 8.4%. 0.5% of the renewal units were provided by County Superintendents.

Certificates Issued Per Provider Category

Percentage of Certificates Issued Per Provider Category

School districts issued 40.2% of the certificates in FY2020. Professional Education Associations issued 29.5% of the certificates, and Government Agencies, including the OPI and the Teacher Learning Hub, issued 25.6%. Universities and Colleges issued 4.5%, with Country Superintendents issuing the remaining 0.2%.



The renewal unit provider data for FY2020 demonstrates how integral school districts are in determining the renewal unit activities that educators need to improve their practice. The upgrades to the Renewal Unit Provider System will improve our understanding of the renewal unit activities offered across the state, thus positively impacting future strategic planning at the state and local level. We look forward to continued conversations related to professional learning and renewal units.

## Appendix – Renewal Unit Provider System Data Tables

### County Superintendents

Provider Number	Provider Name	Number of Activities	Number of Renewal Units	Number of Certificates Issued
2830	Fergus County Superintendent of Schools	8	42	80
2560	Gallatin County Superintendent of Schools	1	5	10
6222	Madison County Superintendent of Schools	1	7	28
2427	Missoula County Superintendent of Schools	1	45	1
2539	Teton County Superintendent of Schools	3	29	33
<b>Totals</b>	<b>5 Providers</b>	<b>14 Activities</b>	<b>128 Units</b>	<b>152 Certificates</b>

### Government Agencies

Provider Number	Provider Name	Number of Offerings	Number of Renewal Units	Number of Certificates Issued
2848	Dept of Labor & Industry Employment Relations Division	2	27	7
2399	DLI/Jobs for Montana's Graduates	4	70	88
6157	DPHHS - Addictive & Mental Disorders Division	5	52	95
3100	Early Childhood Services Bureau	4	50	7
2432	Glacier National Park	4	32	35
3086	Helena National Forest	1	5	14
2855	Montana Board of Public Education	11	44	71
3108	Montana Department of Labor and Industry/Montana Career Information System	10	30	98
3105	Montana Department of Labor, ERD, SHB	4	94	4
2821	Montana Fish Wildlife & Parks	14	85	99
2431	Montana Historical Society	2	34	33
2517	Montana School for the Deaf and the Blind	53	91	333
2521	Montana State Library	11	32	41

Provider Number	Provider Name	Number of Offerings	Number of Renewal Units	Number of Certificates Issued
7229	Montana Youth Challenge Academy	7	35	40
2527	Office of Public Instruction - Assessment	17	152	333
2428	Office of Public Instruction – Career, Technical, and Adult Education	16	146	396
3067	Office of Public Instruction - Content Standards & Instruction	30	279	544
2627	Office of Public Instruction - Educational Opportunity and Equity	31	145	950
2594	Office of Public Instruction - Educator Licensure	139	1,646	1,241
2528	Office of Public Instruction - Health Enhancement	76	468	1,565
2460	Office of Public Instruction - Indian Education	8	138	84
2856	Office of Public Instruction – Measurement & Accountability Unit	1	14	65
2619	Office of Public Instruction - Special Education	72	606	3,030
4139	Office of Public Instruction - Title I School Support	10	147	842
2411	Office of Public Instruction - Traffic Education	7	39	59
8409	OPI - Class 4A Health Science Licensees	2	51	2
8399	OPI - Single Event Providers	17	376	18
8355	Roosevelt County Health Department	5	42	87
6206	Teacher Learning Hub	155	1,305	7,384
<b>Totals</b>	<b>29 Providers</b>	<b>719 Activities</b>	<b>6,235 Units</b>	<b>17,565 Certificates</b>

### Professional Education Associations

Provider Number	Provider Name	Number of Activities	Number of Renewal Units	Number of Certificates Issued
2595	ACE-Alliance for Curriculum Enhancement	44	315	1,900
3076	AdvancED Montana	2	14	76
7260	Altacare of MT	1	11	12

Provider Number	Provider Name	Number of Activities	Number of Renewal Units	Number of Certificates Issued
3094	Archie Bray Foundation	1	42	1
8347	ASIST	1	13	12
8371	Bear Paw Cooperative	7	47	116
3091	Beyond The Chalk	4	15	90
8372	Big Brothers Big Sisters of Gallatin County	1	8	2
2474	Big Sky Special Needs Coop	1	6	30
8335	Bighorn Basin Paleontological Institute	1	40	8
6173	Billings Area Family Violence Task Force	1	14	5
2575	Bitterroot Valley Education Coop	3	17	21
8351	Brightways Learning	4	58	116
2452	Bureau of Education & Research	37	185	99
5148	Butte 4 C's	2	10	40
7277	C.M. Russell Museum	3	11	54
2875	Cabinet Mountain Cooperative	3	11	39
8300	Carter County Museum	7	14	18
2576	Central Montana Learning Resource Center Co-op	12	49	199
3054	Child Care Connections	2	5	2
8311	Code.org	1	6	12
2658	Delta Kappa Gamma - Alpha Chapter	4	4	16
2577	District 7 HRDC	3	8	4
8380	Dr. Bella Bikowsky, Inua Group	1	12	26
7278	Drama Teacher Academy	55	222	55
3050	Ecology Project International	1	34	1
8341	Education Week	10	20	13
8337	edWeb.net	345	345	523
2827	Felt Martin Frazier & Weldon PC	1	5	120
2672	Flathead Special Education Cooperative	3	18	46
8312	Glory For Ashes	5	18	86
2640	Golden Triangle Cooperative	53	480	573
8386	Guided Healing Trails	1	1	10
2752	High Trust Teacher Center	3	74	37
3117	Inspired Classroom	2	9	50
8342	Institute for Multi-Sensory Education	7	210	39

Provider Number	Provider Name	Number of Activities	Number of Renewal Units	Number of Certificates Issued
4140	InTECHgrated Professional Development, LLC	1	8	1
2835	Intermountain Children's Home and Services	21	50	111
8344	Jack Creek Preserve Conservation Field School	2	55	12
8346	Jigsaw Consulting	4	35	35
6216	Kaleva Law Office	4	23	247
8304	MFPE	18	87	1,940
8392	Missoula Area Education Cooperative	4	88	14
7224	Missoula Art Museum	1	1	3
6182	Missoula Writing Collaborative	2	7	10
2457	Montana Association for Career and Technical Education	1	12	150
2837	Montana Association for the Education of Young Children	1	16	6
1843	Montana Association of Gifted and Talented Education	1	1	15
4146	Montana Association of Private Schools	45	87	1,470
3095	Montana Association of School Business Officials	6	41	85
2923	Montana Association of School Psychologists	2	12	91
6219	Montana Audubon Center	2	51	27
7247	Montana Coaches Association	1	20	285
6214	Montana Council For Exceptional Children (MCEC)	1	16	1
2403	Montana Council of Teachers of Mathematics	3	10	31
2938	Montana Council on Economic Education	7	17	77
2901	Montana Environmental Education Association	1	6	15
4148	Montana Head Start Training & Technical Assistance	2	30	2
2458	Montana Learning Center	5	220	83
2942	Montana Library Association	10	22	10
2945	Montana North Central Educational Service Region II	4	16	66
7266	Montana PBS	20	79	335

Provider Number	Provider Name	Number of Activities	Number of Renewal Units	Number of Certificates Issued
2766	Montana Post Secondary Educational Opportunities Council	1	4	225
7287	Montana Racial Equity Project	9	49	60
8340	Montana Registry of Interpreter for the Deaf	3	23	92
2588	Montana School Boards Association	9	55	950
2447	Montana Small Schools Alliance	24	114	730
8328	Montana Social Scientists	8	31	35
8361	Montana State Literacy Association	2	13	182
6175	Montana Youth in Transition	3	25	72
8356	Moss Mansion Museum	2	11	8
7274	Mountain Goat Instructional Design, LLC	1	6	6
6203	National Native Children's Trauma Center	1	8	16
7272	National Wildlife Federation	2	9	7
8374	Northcentral Learning Resource Center	1	6	12
2525	Northwest Montana Educational Cooperative	81	473	985
2600	Northwest Montana Reading Council	1	6	300
8329	One Montana	1	30	17
2760	Ortho Montana	3	16	53
7293	Parents, Let's Unite for Kids	1	1	1
2425	Park County Special Education Coop	3	13	85
2849	PESI, Inc	9	54	10
8317	Planned Parenthood of Montana	6	45	89
2446	Prairie View Curriculum Consortium	10	69	122
2535	Prairie View Special Services	2	10	14
2408	Prickly Pear Cooperative	2	13	26
2590	Professional Development Center	6	37	11
7252	Public Consulting Group	1	45	1
6196	Ready to Educate	1	45	1
8363	Redgrave Education, LLC	1	45	2
7258	Red Lodge Clay Center	1	11	8
2833	Region I CSPD	26	190	640

Provider Number	Provider Name	Number of Activities	Number of Renewal Units	Number of Certificates Issued
2648	Region II CSPD	15	106	241
2429	Region III CSPD	45	264	714
2663	Region IV CSPD	12	89	267
2463	School Administrators of Montana	58	1,100	1,865
8375	School Services of Montana	16	85	510
2591	Shodair Children's Hospital	2	2	16
4143	Southwest Montana School Services	14	91	480
2840	Staff Development for Educators	13	130	13
7237	Summit Behavior Consulting	2	16	1
2604	Summit Preparatory School	1	4	5
6184	Tamarack Grief Resource Center	5	33	20
8364	Teach and Kids Learn Inc.	6	270	300
2498	Teacher Learning Center	1	5	75
4142	TeachMe Professional Development	2	6	200
8402	TechnovatorEDU	2	36	84
7283	The Friends of Irish Studies	2	93	26
2943	Thrive	1	2	10
7300	Valley Oak Education Resource Center	9	17	57
3134	Walsworth Yearbooks	5	38	43
8385	Wild Roots Therapy	1	17	20
2621	WM-CSPD	11	128	338
6197	WM-PLC/WM-RESA	35	566	449
2877	Yellowstone Art Museum	8	50	22
8334	Yellowstone Forever	2	80	6
2464	Yellowstone-West/Carbon County Special Services Coop	4	18	102
2545	Youth Dynamics, Inc	7	56	64
<b>Totals</b>	<b>118 Providers</b>	<b>1,301 Activities</b>	<b>8,120 Units</b>	<b>20,261 Certificates</b>

## School Districts

Provider Number	Provider Name	Number of Activities	Number of Renewal Units	Number of Certificates Issued
2433	Absarokee Public Schools	2	11	32
8368	Alberton School District	1	1	8
2395	Anaconda School District #10	7	43	229
3059	Arlee Joint School District #8	5	20	65
6211	Bainville Public School	4	31	73
2994	Belgrade Public Schools	25	165	341
2124	Belt Public Schools	2	14	19
3133	Big Sky School District #72	3	27	23
2570	Big Timber Grade School	1	6	80
2916	Bigfork School District #38	4	32	211
3062	Billings Catholic Schools	3	12	165
2683	Billings Public Schools	252	1,773	2,706
8315	Blue Creek School	5	24	86
2448	Box Elder School District 13G	3	37	5
2715	Bozeman Public Schools	88	540	719
2605	Broadus Public Schools	2	10	46
499	Brockton Public Schools	3	6	14
2475	Browning Public Schools	11	98	159
2454	Butte School District #1	21	108	1,166
2626	Cascade Public Schools	3	14	90
3080	Charlo School District 7J	6	34	120
2571	Chinook Public Schools	5	41	130
8339	Circle Schools	3	5	12
7289	Clancy Elementary	3	18	49
3079	Clinton School District	2	12	30
1428	Colstrip Public Schools	19	89	473
2788	Columbia Falls Schools	29	187	505
8362	Columbus Public Schools	3	27	122
2787	Corvallis School District	28	91	578
2492	Cut Bank Public Schools	34	150	349
2884	Darby Public Schools	1	8	35
2494	Deer Lodge Elementary	2	8	105
8387	Discovery Academy	1	8	3
2499	Dixon Public School	1	12	11

Provider Number	Provider Name	Number of Activities	Number of Renewal Units	Number of Certificates Issued
6186	Dodson School District	6	33	84
2572	East Helena Public Schools District #9	22	91	357
2022	Elder Grove School	3	18	112
3012	Elysian School	7	18	172
2434	Ennis School District #52	3	23	71
2573	Eureka Public Schools	4	13	217
2728	Fairview Public Schools	4	7	60
2680	Florence-Carlton School	2	8	44
8370	Forsyth Elementary School	1	4	16
2503	Frenchtown School District #40	10	79	441
7299	Fromberg School	1	7	20
8358	Frontier School	8	24	112
2730	Gallatin Gateway School District #35	1	6	10
2853	Gardiner Public School	1	7	60
2567	Glasgow K-12 Schools	8	41	257
2504	Glendive Public Schools	10	34	524
2443	Great Falls Public Schools	102	421	2,145
2739	Hamilton K-12 Schools	21	86	426
2562	Hardin Public Schools	12	76	292
2876	Harlem Public Schools District #12	1	3	55
1598	Harlowtown Public Schools	4	46	98
2421	Havre Public Schools	38	176	480
6205	Headwaters Academy	4	21	11
8360	Helena Flats School District	1	6	10
2655	Helena Public Schools	127	829	1,603
2996	Hellgate Elementary	2	22	120
8377	Highwood School District	1	25	3
880	Huntley Project K-12 Schools	6	54	61
3115	Independent Elementary School District 52	1	16	30
3053	Jefferson High School	2	10	16
3045	Jordan Public Schools	4	9	55
2657	Kalispell Public Schools	96	708	995
2414	Lambert Public Schools	2	14	10
2406	Lame Deer Public Schools	8	32	252
2508	Laurel Public Schools	3	30	38

Provider Number	Provider Name	Number of Activities	Number of Renewal Units	Number of Certificates Issued
2601	Libby K-12 Schools	11	147	206
7223	Lima School District	2	10	20
2597	Lincoln K-12 Schools	2	10	38
2407	Livingston School District #1 and #4	23	208	476
8353	Livingston School District/Livingston Literacy Project	8	56	200
2955	Lockwood School	14	120	325
2904	Lodge Grass School District	2	4	38
3015	Lolo School District	3	46	79
2927	Malta Public Schools	1	2	40
8357	Manhattan Christian School	2	5	40
2625	Manhattan Public Schools	5	25	255
2641	Medicine Lake School	6	19	220
8305	Melstone School District	1	8	7
2713	Miles City Unified School District	17	66	360
2789	Missoula County Public Schools	117	812	1,679
7270	Monforton School District #27	4	20	54
2790	Montana City School	16	36	317
2961	Montana Digital Academy	39	88	173
2574	Moore Public School	3	12	75
2526	Noxon School District #10	3	20	44
7244	Opheim School	2	9	18
2424	Park City School	1	12	20
7222	Pine Creek School District 19	4	11	18
2569	Plains Public Schools	1	3	16
2568	Plentywood K-12 Schools	11	54	158
1713	Polson Public Schools	7	48	125
2439	Poplar Elementary	19	102	306
2389	Powell County High School	2	31	15
8301	Rapelje School District	2	10	6
2907	Richey Public Schools	2	22	12
2416	Ronan School District #30	8	31	60
2676	Roundup Public Schools	6	45	26
1975	Scobey Public Schools	11	50	33
2828	Shepherd Public Schools	3	18	172
7239	Shields Valley Schools	2	6	48
2656	Sidney Public Schools	2	16	3

Provider Number	Provider Name	Number of Activities	Number of Renewal Units	Number of Certificates Issued
2607	St Labre Catholic School	8	59	308
2415	St Regis K-12 School District	2	17	27
2628	St. Ignatius School District	4	24	200
2851	Stevensville Public Schools	6	24	209
2894	Superior K-12 Public Schools	6	53	64
7232	Target Range School District #23	1	16	10
2685	Thompson Falls Public Schools	2	9	75
3032	Townsend School District #1	3	18	87
2409	Trout Creek School District	6	32	58
2449	Troy Public Schools	11	111	350
3109	Twin Bridges K-12 School District #7	1	2	13
3073	Westby School District	1	6	30
2847	West Yellowstone School District 69	1	12	12
2450	Whitefish Public Schools	79	633	1,706
894	Whitehall Public Schools	2	18	41
8332	White Sulphur Springs School District 8	1	16	9
7263	Winnett Schools	2	9	29
8350	Wolf Point School District	8	41	441
2542	Yellowstone Academy	1	6	7
6165	Yellowstone Boys and Girls Ranch	5	40	265
<b>Totals</b>	<b>125 Providers</b>	<b>1,620 Activities</b>	<b>9,987 Units</b>	<b>27,639 Certificates</b>

### Universities and Colleges

Provider Number	Provider Name	Number of Activities	Number of Renewal Units	Number of Certificates Issued
3057	Bitterroot College University of Montana	3	26	16
2493	Dawson Community College	14	70	67
7269	East Asia Resource Center, University of Washington	2	8	27
2633	Flathead Valley Community College	10	101	22
2444	Great Falls College MSU	12	21	188
2631	Helena College	6	123	6
3088	Little Big Horn College	6	12	240

Provider Number	Provider Name	Number of Activities	Number of Renewal Units	Number of Certificates Issued
2585	Miles Community College	18	160	85
2956	Missoula College UM, Outreach Office	2	48	2
8338	Montana Media Lab	5	72	5
8302	Montana State University Extension	7	56	18
8367	Montana State University – Modern Languages and Literature	1	3	3
3003	Montana State University Teacher Education Program	2	18	54
2629	Montana Tech of the University of Montana	3	68	22
7288	MSU Academic Technology and Outreach	6	100	88
8383	MSU Extension Family and Consumer Sciences Program	2	7	10
2767	MSU Extension Forestry	1	6	2
8320	MSU Extension – Toole County	1	8	20
6160	MSU Valley County Extension	1	16	24
2536	Salish Kootenai College	12	103	543
4144	spectrUM Discovery Area (University of Montana science museum)	6	52	94
3141	The Art of Education	8	34	9
2962	The University of Montana - Montana Safe Schools Center	1	13	1
8388	UM - Center for Children, Families and Workforce Development	5	41	124
8381	UM - College of Education	8	111	8
8359	UM – English Language Institute	2	106	2
2809	UM - Rural Institute	3	8	18
2442	UM – Western	4	135	4
2664	UM College of Education & Human Sciences	19	150	25
8365	University of Idaho Doceo Center	12	180	1,200
8366	University of Montana - Computer Science	4	144	33
6169	University of Montana - Counselor Education Department	4	22	20
8333	University of Montana Department of Psychology	13	109	36

Provider Number	Provider Name	Number of Activities	Number of Renewal Units	Number of Certificates Issued
8319	University of North Dakota Occupational Therapy Department	3	50	25
3031	Yellowstone Writing Project	4	54	71
Totals	35 Providers	210 Activities	2,235 Units	3,112 Certificates